



SEX OFFENSES REPORTED VIA NIBRS IN 2013

Changing the Definition of RAPE

The FBI partnered with the Office of Violence Against Women to update the definition of rape in the SRS beginning in 2013.

For more than 80 years, rape had been defined in the SRS as a female victim of a male offender. This definition served as an indicator of sexual violence, but over time, the public recognized the need for an accounting of each sex offense type and further understanding of the characteristics of its victims.

The traditional SRS collects crime reports on 10 indicator crimes, including rape. In 2013, NIBRS, by comparison, collected incident information about victims, offenders, arrestees and other characteristics for 49 offense types.

The offenses of rape, sodomy, and sexual assault with an object collected in NIBRS are combined to meet the FBI's revised definition of rape. Therefore, NIBRS has collected data in accordance with the expanded definition of rape since the 1990s.

The purpose of this study is to show the value and utility of the National Incident-Based Reporting System (NIBRS), a crime data collection of the FBI's Uniform Crime Reporting (UCR) Program. Based on 2013 data submissions, 38.3 percent of law enforcement agencies that participated in the UCR Program reported crime in this incident-based format. In 2013, 15 states reported all crime data to the FBI's UCR Program via the NIBRS, and another 22 states reported their agencies' data through both the NIBRS and Summary Reporting System (SRS) data.

This report, the first in a series of reports using the more detailed data collected in NIBRS, focuses on sex offenses. In NIBRS, sex offenses are subdivided into six specific offense types: rape, sodomy, sexual assault with an object, fondling, incest, and statutory rape.¹ The benefit of using NIBRS data is that it allows data users to review details that are not readily available with SRS data. In the SRS, detailed incident information is aggregated and summarized into crime counts per month. For example, by looking at all sex offenses combined, the most likely victims of sex offenses were teenage females. However, by examining details collected about each of the separate sex offense types, the data revealed that the most likely victims of sodomy were 5-year-old males.

The following pages provide details about each sex offense type. Each report was written to stand alone. Because of this, the reports use a similar format to provide a consistent view of the data.

In 2013, more than 4.9 million (4,927,535) criminal incidents were reported via NIBRS, and 1.4 percent (69,979) of those incidents involved at least one sex offense. For those incidents that involved a sex offense, there were 75,652 victims and 76,724 offenders. Most incidents (94.6 percent) involved only one offender. Slightly more than 31 percent (31.1) of incidents (21,738) were cleared by arrest or exceptional means.

¹Each offense type may be reported more than once per incident.

NIBRS 2013 SEX OFFENSE COUNTS

	Rape	Sodomy	Sexual Assault with an Object	Fondling	Incest	Statutory Rape
Incidents	26,252	6,909	2,820	29,211	1,057	4,716
Victims	26,994	7,602	3,043	32,505	1,187	4,976
Offenders	29,609	7,607	3,097	31,341	1,112	5,168

[Click here](#) for additional data on sex offenses collected via NIBRS. Data users with questions or who wish to obtain UCR data should e-mail crimestatsinfo@ic.fbi.gov. Please [click here](#) for more information about NIBRS.



SEX OFFENSES REPORTED VIA NIBRS IN 2013

RAPE

The FBI's UCR Program began accepting disaggregated data on sex offenses reported by law enforcement in the mid-1990s with the implementation of NIBRS. Therefore, for nearly two decades, the FBI has collected statistics about criminal incidents involving rape offenses as defined by NIBRS.

The NIBRS definition of rape is "The carnal knowledge of a person, without the consent of the victim, including instances where the victim is incapable of giving consent because of his/her age or because of his/her temporary or permanent mental or physical incapacity." This definition of rape includes situations involving female victims of male offenders and male victims of female offenders.

Other sex offenses are also collected in the NIBRS data. For example, offenses involving rapes of male victims by male offenders are classified as sodomy. Female victims of female offenders are likely to be classified as sexual assaults with objects or sodomy.

The purpose of this study is to show the value and utility of the FBI Uniform Crime Reporting (UCR) Program's National Incident-Based Reporting System (NIBRS). Based on 2013 data submissions, 38.3 percent of law enforcement agencies that participated in the UCR Program reported crime in this incident-based format.

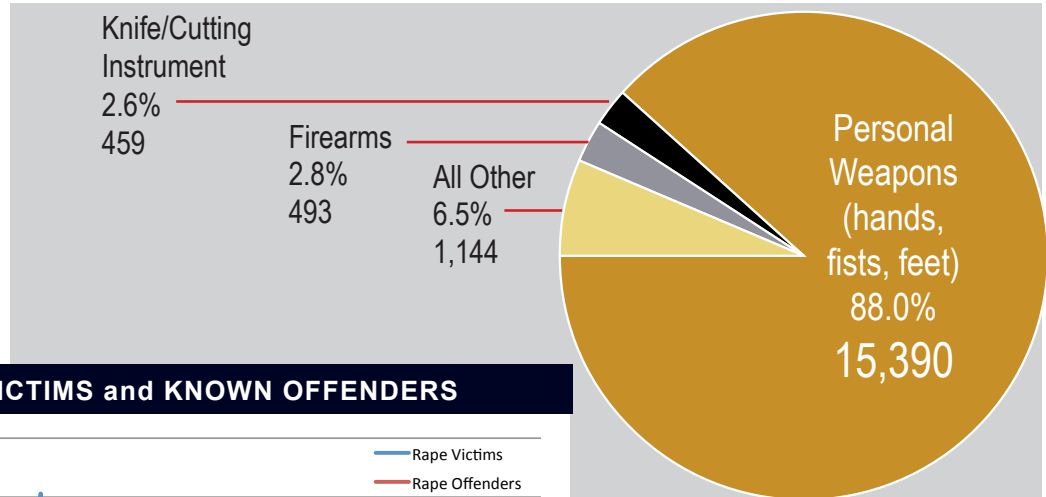
This report focuses on rape, which accounted for 35.7 percent of all sex offenses reported through NIBRS in 2013. Specific information extracted from incidents for which rape offenses were reported show that there were 26,994 victims and 29,609 offenders of rape occurring within 26,252 criminal incidents. Of the 26,252 incidents involving rape, 29.6 percent (7,764) were cleared by arrest or exceptional means. Nothing about the offender was known (age, sex, race, ethnicity, or number of offenders) for 1,622 reported incidents. The following depicts a breakdown of the 2013 rape data from NIBRS.

SEX and RACE of VICTIMS and KNOWN OFFENDERS

	Sex			Race					
	Male	Female	Unknown	White	Black or African American	American Indian or Alaska Native	Asian	Native Hawaiian or Other Pacific Islander	Unknown
Victims	611	26,383	0	20,366	5,146	291	219	1	971
Offenders	26,364	900	723	16,693	8,224	227	197	3	2,643

More than 97.0 percent of rape victims were female. Using only data for offenders whose race was known, more than 65.0 percent of offenders were White and 32.0 percent were Black or African American.

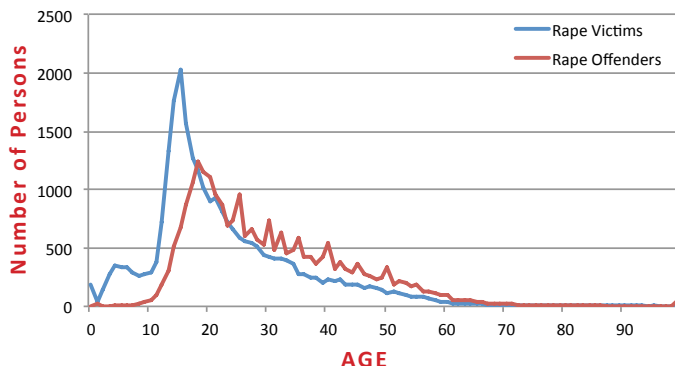
PERCENT DISTRIBUTION¹ of WEAPON TYPES WHEN USED



Weapons other than personal weapons were used in 12.0 percent of reported rape offenses. (Multiple weapons can be reported in association with one offense.)

Physical Injuries. For 19,399 (71.9 percent) of rape victims, no physical injuries were reported. For injuries that were reported, 73.5 percent were described as minor, and 17.0 percent were described as internal. Other injury types were reported for 9.5 percent of the injuries. (More than one type of injury can be reported for each victim.)

AGE of VICTIMS and KNOWN OFFENDERS



The most likely victims of rape were teenagers. 33.8 percent of victims were between 13 and 18 years of age. Offenders were reported to be slightly older. 39.1 percent of offenders were between 16 and 25 years of age.

AGE of VICTIMS and KNOWN OFFENDERS

FAMILY RELATIONSHIP	COUNT ²	PERCENT OF TOTAL	PERCENT OF FAMILY ³
Spouse	628	2.2	13.1
Common-Law Spouse	66	0.2	1.4
Parent	16	0.3	0.1
Sibling	574	2.0	12.0
Child	1,095	3.8	22.9
Grandparent	1	0.0	0.0
Grandchild	229	0.8	4.8
In-Law	77	0.3	1.6
Stepparent	93	0.3	1.9
Stepchild	493	1.7	10.3
Stepsibling	166	0.6	3.5
Other Family	1,343	4.7	28.1
Total Family	4,781	16.6	99.7

KNOWN RELATIONSHIP	COUNT ²	PERCENT OF TOTAL	PERCENT OF KNOWN ³
Acquaintance	8,284	28.8	49.9
Friend	2,064	7.2	12.4
Neighbor	274	1.0	1.7
Baby/Child in Care of a Babysitter	92	0.3	0.6
Boy/Girlfriend	2,651	9.2	16.0
Child of Boy/Girlfriend	255	0.9	1.5
Homosexual Relationship	1	0.0	0.0
Ex-Spouse	166	0.6	1.0
Employee	47	0.2	0.3
Employer	23	0.1	0.1
Other Known	2,736	9.5	16.5
Total Known	16,593	57.6	100

UNKNOWN RELATIONSHIP	COUNT ²	PERCENT OF TOTAL	PERCENT OF OTHER ³
Relationship Unknown	4,449	15.4	60.4
Stranger	2,922	10.1	39.6
Total Unknown	7,371	25.6	100

Victim Was Offender⁴	58	0.2	
--	-----------	------------	--

TOTAL **28,803** **100.0³**

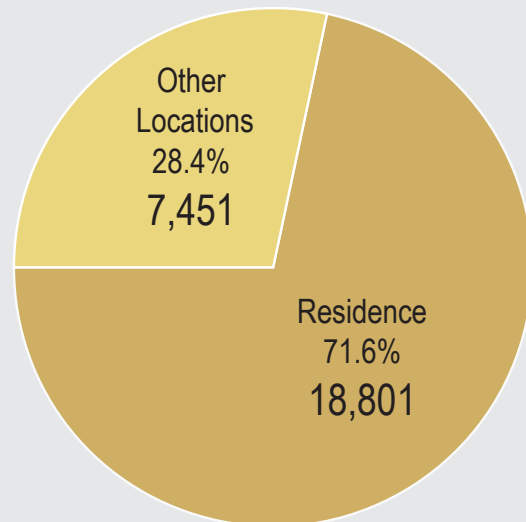
¹ Due to rounding, percentages may not add to 100.0 (on previous page).

² Counts reflect the number of relationships between victims and offenders, not the total number of victims and offenders. For example, 2 victims and 4 offenders would equal 8 relationships.

³ Due to rounding, percentages may not add to 100.0.

⁴ Victim was offender means the victim is also an offender in the incident. For example, a woman attacks a man with a knife (aggravated assault). She is subdued and raped by the man she attacked. In this case, the relationship may be listed as victim was offender.

LOCATIONS



Rapes most frequently occur at residences. Of the 43 locations reported in rape incidents, 71.6 percent (18,801) occurred at a residence. The other 42 locations combined, such as a school, campground, or shopping mall, were reported in 28.4 percent (7,451) of incidents.

MORE FACTS:

- Nearly 3 out of 4 rape victims indicated they knew their offenders.
- Family relationships accounted for 1 in 6 types of relationships reported for rape offenses in 2013.
- The change in the definition of rape did not directly affect NIBRS rape definitions because male victims, as well as victims of sodomy and sexual assaults with objects, were already defined and collected in NIBRS.

[Click here](#) for additional data on rape. Data users with questions or who wish to obtain UCR data should e-mail:

crimestatsinfo@ic.fbi.gov

Please [click here](#) for more information about NIBRS.

Most Common Attributes

- Victim age: 15 years old
- Victim sex: female
- Offender age: 18 years old
- Offender sex: male
- Weapon used: personal weapons
- Relationship: acquaintance
- Location: residence/home



SODOMY

The FBI's UCR Program began accepting disaggregated data on sex offenses reported by law enforcement in the mid-1990s with the implementation of NIBRS. Therefore, the FBI has collected statistics about criminal incidents involving sodomy for nearly two decades.

The NIBRS definition of sodomy is "oral or anal sexual intercourse with another person, without the consent of the victim, including instances where the victim is incapable of giving consent because of his/her age or because of his/her temporary or permanent mental or physical incapacity."

If a rape and a sodomy occur in the same criminal incident, both offenses are reported to the FBI.

The purpose of this study is to show the value and utility of the FBI Uniform Crime Reporting (UCR) Program's National Incident-Based Reporting System (NIBRS). Based on 2013 data submissions, 38.3 percent of law enforcement agencies that participated in the UCR Program reported NIBRS data.

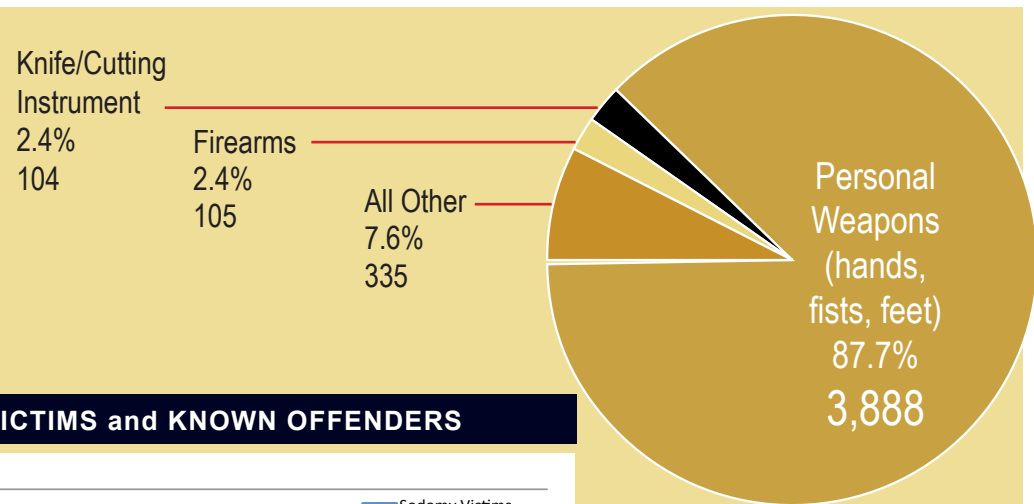
This report focuses on sodomy, which accounted for 10.0 percent of all sex offenses reported through NIBRS in 2013. Specific information extracted from the incidents for which sodomy was reported showed that there were 7,602 victims and 7,607 offenders of sodomy. Of the 6,909 incidents involving sodomy, 34.9 percent (2,409) were cleared by arrest or exceptional means. For 359 of the incidents involving sodomy, details about the offender (age, sex, race, ethnicity, or number of offenders) were not known. The following depicts a breakdown of the 2013 sodomy data from NIBRS.

SEX and RACE of VICTIMS and KNOWN OFFENDERS

	Sex			Race					
	Male	Female	Unknown	White	Black or African American	American Indian or Alaska Native	Asian	Native Hawaiian or Other Pacific Islander	Unknown
Victims	3,578	4,008	16	5,498	1,706	49	40	1	308
Offenders	6,725	418	105	4,574	2,128	55	28	0	463

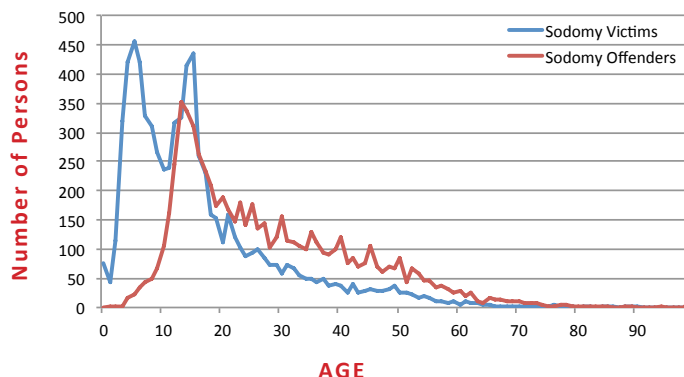
52.8 percent of victims whose sex was known were female and 47.1 percent were males. Using only data for offenders whose race was known, 60.2 percent of offenders were White and 28.0 percent were Black or African American.

PERCENT DISTRIBUTION¹ of WEAPON TYPES WHEN USED



Weapons other than personal weapons were used in 12.3 percent of reported sodomy offenses. (Multiple weapons can be reported in association with one offense.)

AGE of VICTIMS and KNOWN OFFENDERS



Approximately 75.0 percent of victims were age 21 and younger, and 18.5 percent of sodomy offenders were from 11 to 15 years of age. (As a comparison, 7.3 percent of rape offenders were from 11 to 15 years of age.)

VICTIM'S RELATIONSHIP to OFFENDER

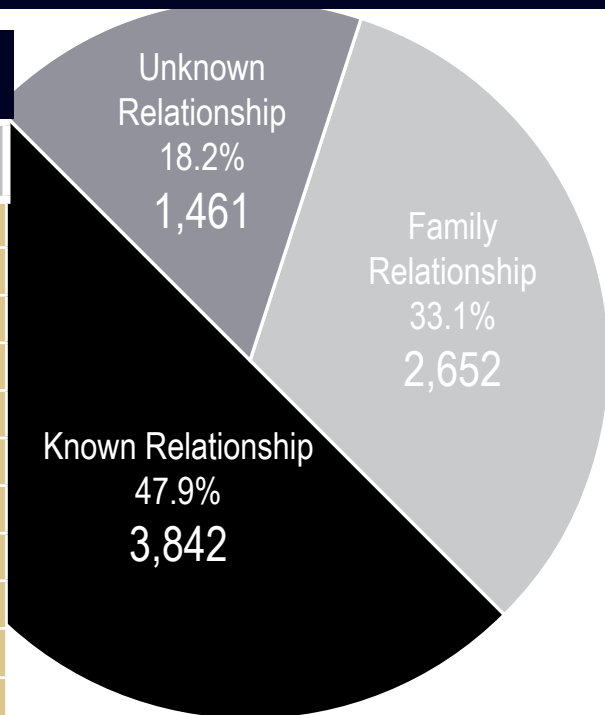
FAMILY RELATIONSHIP	COUNT ²	PERCENT OF TOTAL	PERCENT OF FAMILY ³
Spouse	77	1.0	2.9
Common-Law Spouse	8	0.1	0.3
Parent	6	0.1	0.2
Sibling	540	6.7	20.4
Child	590	7.4	22.2
Grandparent	0	0.0	0.0
Grandchild	129	1.6	4.9
In-Law	14	0.2	0.5
Stepparent	33	0.4	1.2
Stepchild	194	2.4	7.3
Stepsibling	148	1.8	5.6
Other Family	913	11.4	34.4
Total Family	2,652	33.1	99.9

KNOWN RELATIONSHIP	COUNT ²	PERCENT OF TOTAL	PERCENT OF KNOWN ³
Acquaintance	1,736	21.6	45.2
Friend	558	7.0	14.5
Neighbor	169	2.1	4.4
Baby/Child in Care of a Babysitter	46	0.6	1.2
Boy/Girlfriend	317	4.0	8.3
Child of Boy/Girlfriend	135	1.7	3.5
Homosexual Relationship	52	0.6	1.4
Ex-Spouse	13	0.2	0.3
Employee	15	0.2	0.4
Employer	5	0.1	0.1
Other Known	796	9.9	20.7
Total Known	3,842	47.9	100

UNKNOWN RELATIONSHIP	COUNT ²	PERCENT OF TOTAL	PERCENT OF OTHER ³
Relationship Unknown	919	11.5	62.9
Stranger	542	6.8	37.1
Total Unknown	1,461	18.2	100

Victim Was Offender⁴	67	0.8	
--	-----------	------------	--

TOTAL **8,022** **100.0³**



MORE FACTS:

- Females comprise the largest number of sodomy victims, however, when disaggregated by age cohorts, the most likely victim of sodomy is a 5-year-old male.
- Location: Nearly 3 out of every 4 (74.7 percent) of incidents involving sodomy occurred at a residential location.

Click [here](#) for additional data on sodomy. Data users with questions or who wish to obtain UCR data should e-mail:

crimestatsinfo@ic.fbi.gov

Please [click here](#) for more information about NIBRS.

Most Common Attributes

- Victim age: 5 years old
- Victim sex: female
- Offender age: 14 years old
- Offender sex: male
- Weapon used: personal weapons
- Relationship: acquaintance
- Location: residence/home

¹ Due to rounding, percentages may not add to 100.0 (on previous page).

² The total is the number of relationships of victims and to their offenders; it will not equal the number of victims or offenders. For example, 3 victims of 4 offenders would equal 12 relationships.

³ Due to rounding, percentages may not add to 100.0.

⁴ Victim was offender means the victim is also an offender in the incident. For example, a man attacks another man with a knife (aggravated assault). The man who was assaulted subdued and sodomized his attacker. This would be a case in which the victim was an offender.



SEXUAL ASSAULT WITH AN OBJECT

The FBI's UCR Program began accepting disaggregated data on sex offenses reported by law enforcement in the mid-1990s with the implementation of NIBRS. Therefore, for nearly two decades, the FBI has collected statistics about criminal incidents involving sexual assault with an object.

The NIBRS definition of sexual assault with an object is "to use an object or instrument to unlawfully penetrate, however slightly, the genital or anal opening of the body of another person, without the consent of the victim, including instances where the victim is incapable of giving consent because of his/her age or because of his/her temporary or permanent mental or physical incapacity."

The purpose of this study is to show the value and utility of the FBI Uniform Crime Reporting (UCR) Program's National Incident-Based Reporting System (NIBRS). Based on 2013 data submissions, 38.3 percent of law enforcement agencies that participated in the UCR Program reported NIBRS data.

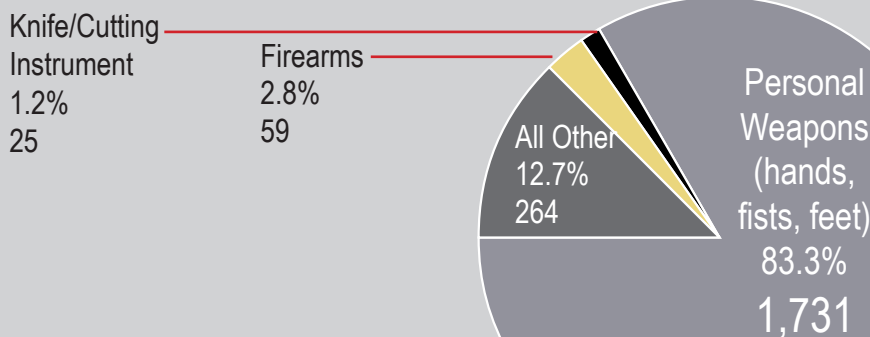
This report focuses on sexual assault with an object, which accounted for 4.0 percent of all sex offenses. Specific information extracted from incidents in which a sexual assault with an object offense was reported showed that there were 3,043 victims and 3,097 offenders of sexual assault with an object. Of the 2,820 reported incidents involving sexual assault with an object, 33.6 percent (947) were cleared by arrest or exceptional means. For 190 reported offenders, details about the offender (age, sex, race, or number of offenders) were not known. The following depicts a breakdown of 2013 data from NIBRS concerning sexual assault with an object.

SEX and RACE of VICTIMS and KNOWN OFFENDERS

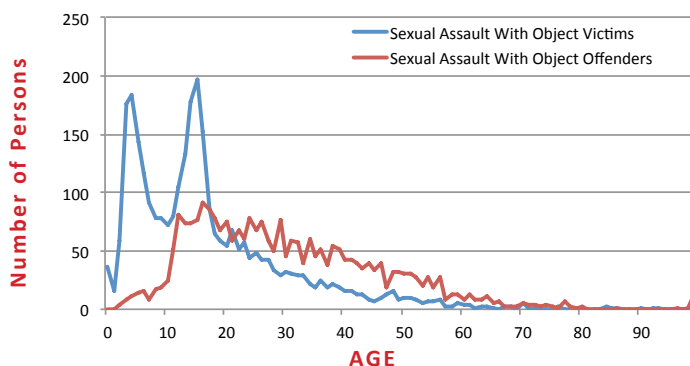
	Sex			Race					
	Male	Female	Unknown	White	Black or African American	American Indian or Alaska Native	Asian	Native Hawaiian or Other Pacific Islander	Unknown
Victims	443	2,593	7	2,466	423	11	16	0	127
Offenders	2,554	265	88	2,060	577	13	16	0	241

For those victims or offenders whose race was known, more than 81.0 percent of victims and 70.9 percent of offenders were White. For incidents in which gender was known, more than 85.2 percent of victims were female, and 87.9 percent of offenders were male.

PERCENT DISTRIBUTION¹ of WEAPON TYPES WHEN USED



AGE of VICTIMS and KNOWN OFFENDERS



50.0 percent of victims who were sexually assaulted with an object were under 14 years of age.

Weapons other than personal weapons were used in 16.7 percent of reported offenses involving sexual assault with an object. Multiple weapons can be reported for an offense. The weapon listed was not necessarily used to commit the sex offense.

VICTIM'S RELATIONSHIP to OFFENDER

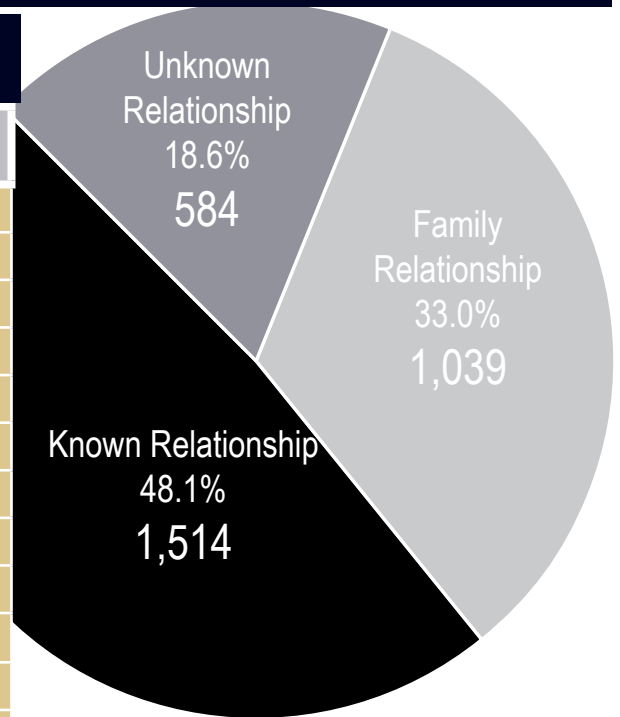
FAMILY RELATIONSHIP	COUNT ²	PERCENT OF TOTAL	PERCENT OF FAMILY ³
Spouse	41	1.3	3.9
Common-Law Spouse	3	0.1	0.3
Parent	4	0.1	0.4
Sibling	131	4.2	12.6
Child	300	9.5	28.9
Grandparent	1	0.0	0.1
Grandchild	88	2.8	8.5
In-Law	11	0.3	1.1
Stepparent	26	0.8	2.5
Stepchild	96	3.1	9.2
Stepsibling	54	1.7	5.2
Other Family	284	9.0	27.3
Total Family	1,039	33.0	100

KNOWN RELATIONSHIP	COUNT ²	PERCENT OF TOTAL	PERCENT OF KNOWN ³
Acquaintance	680	21.6	44.9
Friend	210	6.7	13.9
Neighbor	49	1.6	3.2
Baby/Child in Care of a Babysitter	29	0.9	1.9
Boy/Girlfriend	153	4.9	10.1
Child of Boy/Girlfriend	74	2.4	4.9
Homosexual Relationship	8	0.3	0.5
Ex-Spouse	14	0.4	0.9
Employee	8	0.3	0.5
Employer	1	0.0	0.1
Other Known	288	9.2	19.0
Total Known	1,514	48.1	99.9

UNKNOWN RELATIONSHIP	COUNT ²	PERCENT OF TOTAL	PERCENT OF OTHER ³
Relationship Unknown	407	12.9	69.7
Stranger	177	5.6	30.3
Total Unknown	584	18.6	100

Victim Was Offender⁴	9	0.3	
--	----------	------------	--

TOTAL **3,146** **100.0³**



MORE FACTS:

- Offenders were suspected of using drugs or alcohol in 8.7 percent (244) of incidents.
- Sexual assault with an object offenses were most often reported on Fridays (15.8 percent). Tuesday and Thursday were the second most often reported days of the week (15 percent).

Click [here](#) for additional data on sexual assault with an object. Data users with questions or who wish to obtain UCR data should e-mail:

crimestatsinfo@ic.fbi.gov

Please [click here](#) for more information about NIBRS.

Most Common Attributes

Victim age: 15 years old
 Victim sex: female
 Offender age: 17 years old
 Offender sex: male
 Weapon used: personal weapons
 Relationship: acquaintance
 Location: residence/home

¹ Due to rounding, percentages may not add to 100.0 (on previous page).

² The total is the number of relationships of victims and to their offenders; it will not equal the number of victims or offenders. For example, 3 victims of 4 offenders would equal 12 relationships.

³ Due to rounding, percentages may not add to 100.0.

⁴ Victim was offender means the victim is also an offender in the incident. For example, a man attacks another man with a knife (aggravated assault). The man who was assaulted subdued his attacker and sexually assaulted him with an object. This would be a case in which the victim was an offender.



FONDLING

The FBI's UCR Program began accepting disaggregated data on sex offenses reported by law enforcement in the mid-1990s with the implementation of NIBRS. Therefore, the FBI has collected statistics about criminal incidents that specify fondling offenses for nearly two decades.

The NIBRS definition of fondling is "the touching of the private body parts of another person for the purpose of sexual gratification, without the consent of the victim, including instances where the victim is incapable of giving consent because of his/her age or because of his/her temporary or permanent mental or physical incapacity."

Fondling is reported only when it is the sole sex offense committed against a victim as it is an element that makes up the other sex offenses.

The purpose of this study is to show the value and utility of the FBI Uniform Crime Reporting (UCR) Program's National Incident-Based Reporting System (NIBRS). Based on 2013 data submissions, 38.3 percent of law enforcement agencies that participated in the UCR Program reported NIBRS data.

This report focuses on fondling, which accounted for 43.0 percent of all sex offenses reported through NIBRS in 2013. Specific information extracted from incidents involving fondling offenses showed that there were 32,505 victims and 31,341 offenders. Of the 29,211 incidents in which fondling was reported, 30.9 percent (9,027) were cleared by arrest or exceptional means. The following depicts the breakdown of the 2013 fondling data from NIBRS.

SEX and RACE of VICTIMS and KNOWN OFFENDERS

	Sex			Race					
	Male	Female	Unknown	White	Black or African America	American Indian or Alaska Native	Asian	Native Hawaiian or Other Pacific Islander	Unknown
Victims	6,329	25,997	179	24,960	5,075	260	244	7	1,959
Offenders	26,637	2,263	570	20,481	6,090	293	271	1	2,334

For those victims or offenders whose gender was known, 81.0 percent of victims were female, and 90.4 percent of offenders were male. For incidents in which race was known, nearly 70.0 percent of offenders were White and 20.7 were Black or African American.

PERCENT DISTRIBUTION¹ of WEAPON TYPES WHEN USED

Knife/Cutting Instrument
0.4%
71

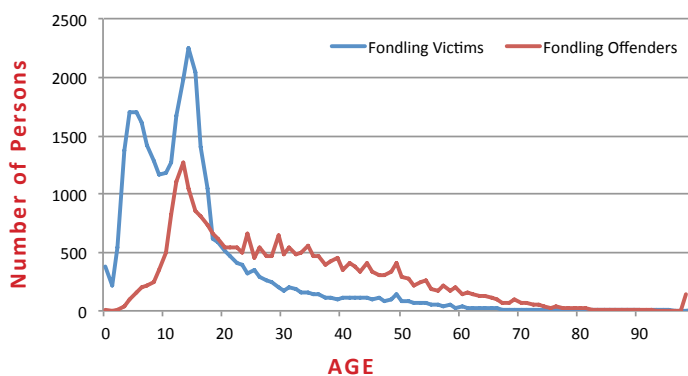
Firearms
0.6%
104

All Other
4.1%
777

Personal Weapons
(hands, fists, feet)
95.0%
17,932

Weapons other than personal weapons were used in 5.1 percent of reported fondling offenses. (Multiple weapons can be reported for an offense.)

AGE of VICTIMS and KNOWN OFFENDERS



4 out of 5 victims were under 21 years of age, and over 16.0 percent of offenders were from 11 to 15 years of age.

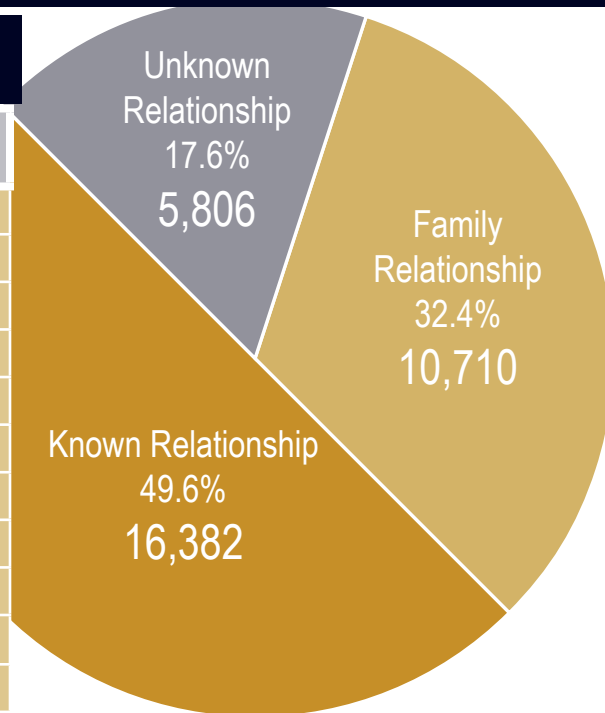
VICTIM'S RELATIONSHIP to OFFENDER

FAMILY RELATIONSHIP	COUNT ²	PERCENT OF TOTAL ³	PERCENT OF FAMILY ³
Spouse	99	0.3	0.9
Common-Law Spouse	5	0.0	0.0
Parent	21	0.1	0.2
Sibling	1,503	4.5	14.0
Child	2,951	8.9	27.6
Grandparent	12	0.0	0.1
Grandchild	1,045	3.2	9.8
In-Law	114	0.3	1.1
Stepparent	181	0.5	1.7
Stepchild	1,055	3.2	9.9
Stepsibling	479	1.5	4.5
Other Family	3,245	9.8	30.3
Total Family	10,710	32.4	100.1

KNOWN RELATIONSHIP	COUNT ²	PERCENT OF TOTAL ³	PERCENT OF KNOWN ³
Acquaintance	7,806	23.6	47.6
Friend	1,714	5.2	10.5
Neighbor	820	2.5	5.0
Baby/Child in Care of a Babysitter	250	0.8	1.5
Boy/Girlfriend	696	2.1	4.2
Child of Boy/Girlfriend	696	2.1	4.2
Homosexual Relationship	32	0.1	0.2
Ex-Spouse	51	0.2	0.3
Employee	194	0.6	1.2
Employer	56	0.2	0.3
Other Known	4,067	12.3	24.8
Total Known	16,382	49.6	99.8

UNKNOWN RELATIONSHIP	COUNT ²	PERCENT OF TOTAL ³	PERCENT OF OTHER ³
Relationship Unknown	3,503	10.6	60.3
Stranger	2,303	7.0	39.7
Total Unknown	5,806	17.6	
Victim Was Offender⁴	135	0.4	

TOTAL 33,033 100.0³



MORE FACTS:

- Rape, sodomy, and sexual assault with an object were included in the new definition of rape for SRS crime reporting. Fondling was excluded from the revised definition and is not often included in discussions of UCR sex offenses; however, it is the most often reported sex offense in NIBRS and is an important offense for researching sex crimes.
- Location: 7 percent of fondling offenses occurred at schools--the second most reported location after residence/home.

Click [here](#) for additional data on fondling. Data users with questions or who wish to obtain UCR data should e-mail:

crimestatsinfo@ic.fbi.gov

Please [click here](#) for more information about NIBRS.

Most Common Attributes

Victim age: 14 years old
 Victim sex: female
 Offender age: 14 years old
 Offender sex: male
 Weapon used: personal weapons
 Relationship: acquaintance
 Location: residence/home

¹ Due to rounding, percentages may not add to 100.0 (on previous page).

² The total is the number of relationships of victims and to their offenders; it will not equal the number of victims or offenders. For example, 3 victims of 4 offenders would equal 12 relationships.

³ Due to rounding, percentages may not add to 100.0.

⁴ Victim was offender means the victim is also an offender in the incident. For example, a man attacks another man with a knife (aggravated assault). The man who was assaulted subdued his attacker and fondled him. This would be a case in which the victim was an offender.



INCEST

The FBI's UCR Program began accepting disaggregated data on sex offenses reported by law enforcement in the mid-1990s with the implementation of NIBRS. Therefore, the FBI has collected statistics about criminal incidents that specify incest offenses for nearly two decades.

"The NIBRS definition of incest is "nonforcible sexual intercourse between persons who are related to each other within the degrees wherein marriage is prohibited by law." The term nonforcible means the victim was willing to participate in sexual intercourse.

Offenses between family members in which consent is not given or the victim is under the age of consent should be reported in one or more of the sex offense types of rape, sodomy, and/or sexual assault with an object.

The purpose of this study is to show the value and utility of the FBI Uniform Crime Reporting (UCR) Program's National Incident-Based Reporting System (NIBRS). Based on 2013 data submissions, 38.3 percent of law enforcement agencies that participated in the UCR Program reported NIBRS data.

This report focuses on incest, which accounted for 1.6 percent of all sex offenses reported through NIBRS. Specific information extracted from incidents in which incest offenses were reported showed that there were 1,187 victims and 1,112 offenders. Of the 1,057 incidents reported involving incest offenses, 27.0 percent (285) were cleared by arrest or exceptional means. Nothing about the offender was known (age, sex, race, ethnicity or number of offenders) for 31 of the reported incidents. The following depicts the breakdown of the 2013 incest data from NIBRS.

SEX and RACE of VICTIMS and KNOWN OFFENDERS

	Sex			Race					
	Male	Female	Unknown	White	Black or African America	American Indian or Alaska Native	Asian	Native Hawaiian or Other Pacific Islander	Unknown
Victims	205	973	9	966	150	7	2	0	62
Offenders	978	87	16	871	148	7	5	0	50

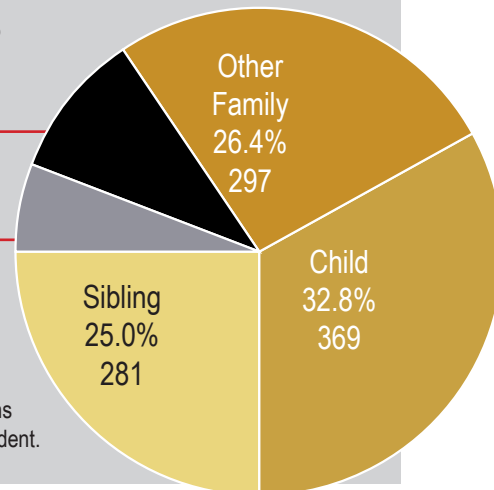
Nearly 82.0 percent of victims for whom gender was known were female, and 90.5 percent of offenders were male. Approximately 81.0 percent of victims and offenders for whom race was known were White.

INCEST by RELATIONSHIP TYPE¹

Percent Distribution,² Volume by Relationship Type, 2013

Step relative
9.9%
111

Grandchild
5.9%
66



¹Relationship is that of victim to offender.

²Due to rounding, the percentages may not add to 100.0.

Note: Not included in the chart are 41 non-familial relationships, which means 41 offenders who were not related to the victim were also involved in the incident. These offenders were counted in another type of offense, but not incest.

MORE FACTS:

- 3.2 percent of incest offenses involved the use of alcohol, and 1.0 percent involved drugs.
- Half of all victims of incest were 10 to 18 years of age.

[Click here](#) for additional data on incest offenses. Data users with questions or who wish to obtain UCR data should e-mail:

crimestatsinfo@ic.fbi.gov

Please [click here](#) for more information about NIBRS.

Most Common Attributes

Victim age: 14 years old
Victim sex: female
Offender age: 15 years old
Offender sex: male
Relationship: child
Location: residence/home



SEX OFFENSES REPORTED VIA NIBRS IN 2013

STATUTORY RAPE

The FBI's UCR Program began accepting disaggregated data on sex offenses reported by law enforcement in the mid-1990s with the implementation of NIBRS. Therefore, the FBI has collected statistics about criminal incidents that specify statutory rape offenses for nearly two decades.

The NIBRS definition of statutory rape is "nonforcible sexual intercourse with a person who is under the statutory age of consent." The FBI considers the age of consent to be 18 years of age, so statutory rape is not generally collected for persons 18 years of age or older. However, the age of consent varies from state to state.

The term nonforcible means the victim was mentally and physically capable of consenting, and willfully engaged in sexual intercourse; however, the law prohibits his/her ability to consent due to his/her age.

Offenses in which consent is not given are reported in one or more of the following: rape, sodomy, and/or sexual assault with an object.

The purpose of this study is to show the value and utility of the FBI Uniform Crime Reporting (UCR) Program's National Incident-Based Reporting System (NIBRS). Based on 2013 data submissions, 38.3 percent of law enforcement agencies that participated in the UCR Program reported NIBRS data.

This report focuses on statutory rape, which accounted for 6.6 percent of reported sex offenses. Specific information extracted from incidents in which statutory rape was reported showed that there were 4,976 victims and 5,168 offenders of statutory rape. Of the 4,716 incidents reported that included statutory rape offenses, 38.0 percent (1,791) were cleared by arrest or exceptional means. Nothing about the offender was known (age, sex, race, ethnicity, or number of offenders) for 246 reported incidents. The following depicts a breakdown of the 2013 statutory rape data from NIBRS.

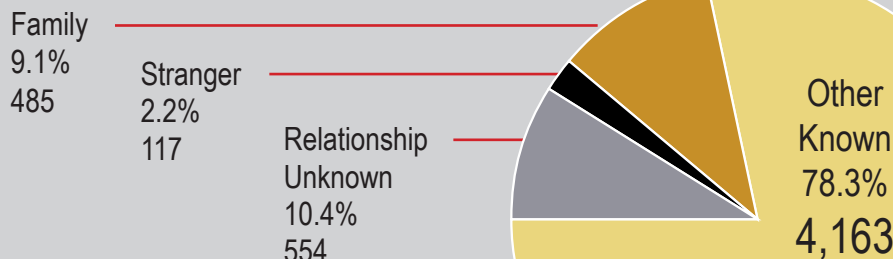
SEX and RACE of VICTIMS and KNOWN OFFENDERS

	Sex			Race					
	Male	Female	Unknown	White	Black or African American	American Indian or Alaska Native	Asian	Native Hawaiian or Other Pacific Islander	Unknown
Victims	438	4,538	0	3,849	800	62	29	0	236
Offenders	4,418	443	61	3,536	976	60	37	1	312

More than 91.0 percent of victims were female, and for offenders whose gender is known, 91.0 percent were male. For victims and offenders whose race was known, more than 77.0 percent of victims were White, and 71.8 percent of offenders were White.

STATUTORY RAPE by RELATIONSHIP TYPE¹

Percent Distribution,² Volume by Relationship Type, 2013



¹ Relationship is that of victim to offender.

² Due to rounding, the percentages may not add to 100.0.

Note: Multiple reports of the same relationship type per victim were aggregated. Counts reflect relationship type per victim.

MORE FACTS:

- 7 out of 8 offenders were 35 years of age or younger.
- 2 out of 3 victims of statutory rape were 13 to 15 years of age.

[Click here](#) for additional data on statutory rape offenses.

Data users with questions or who wish to obtain UCR data should e-mail:

crimestatsinfo@ic.fbi.gov

Please [click here](#) for more information about NIBRS.

Most Common Attributes

Victim age: 15 years old
 Victim sex: female
 Offender age: 18 years old
 Offender sex: male
 Relationship: acquaintance
 Location: residence/home