

LAW ENFORCEMENT  
**OFFICERS**  
KILLED & ASSAULTED | 2003

Printed Annually  
Federal Bureau of Investigation  
U.S. Department of Justice  
Washington, D.C. 20535

Uniform Crime Reporting Program Advisory:  
Criminal Justice Information Systems Committee,  
International Association of Chiefs of Police;  
Criminal Justice Information Services Committee,  
National Sheriffs' Association;  
Criminal Justice Information Services Advisory Policy Board

*Published: November 2004*



## Foreword

On May 17, 1792, Deputy Sheriff Isaac Smith with the New York City Sheriff's Office investigated a disturbance at a colonial inn owned by Levi Hunt, located in what is now the Bronx. The victim deputy was shot with one of two flintlock pistols carried by John Ryer, an unruly drunk, whom the officer was attempting to arrest. Although Ryer fled north into Canada, he was shortly located, arrested, and extradited to New York, where he was tried and hanged for the murder on October 2, 1793.

This scenario describes what is now believed to have been the first law enforcement officer feloniously killed in the line of duty in the United States. It is not too different from those presented in this edition of *Law Enforcement Officers Killed and Assaulted*. Although we have no record of the lessons those early law enforcement officials learned from this heinous killing, we do know that collecting information surrounding the murders of and attacks on officers provides valuable guidance in creating defensive tactics and crafting safety procedures to help prevent these tragedies. This report furnishes comprehensive details about the use of body armor; the location of wounds officers sustained; the weapon used in the attack; the distance between the victim and the offender; and the time of day, day of week, and month of year the incident took place. Profiles of the victim officers, which include their ages, races, and gender and their years of service, are presented as well. Armed with these particulars, law enforcement can develop effective countermeasures and safeguards.

This publication supplies information about the 52 officers added to the list of men and women in the service of law enforcement who were feloniously killed in the line of duty. Further, it provides data about the 80 officers who were accidentally killed and the 57,841 others who were assaulted while performing their duties. More than 10,000 law enforcement agencies reported the details surrounding these incidents, which are presented in the tables and narrative summaries throughout this report. Specifically, Section I of this publication provides facts about the circumstances surrounding both the felonious and accidental deaths of law enforcement officers. Section II furnishes information about officers assaulted while performing their duties. Finally, the narratives and tables in Section III provide information about federal law enforcement officers who were killed or assaulted in 2003.

The murders and attacks against law enforcement officers charged with keeping the public peace and safety have always been a source of community concern. Careful documentation of the factors that may have influenced the tragic outcomes seems a logical step in the process of grieving for those lost as well as providing insight into what went wrong. In addition to being a permanent record of the incidents surrounding injuries and deaths, this publication is a resource for law enforcement trainers, analysts, and others who battle daily to improve the safety of all those who serve.

## The national Uniform Crime Reporting (UCR) Program would like to hear from you.

The staff at the national UCR Program are continuously striving to improve our publications. We would appreciate it if the primary user of this publication would complete the evaluation form at the end of this book and either mail it to us at the indicated address or fax it to (304) 625-5394.

# Contents

<b>Introduction</b>	<b>1</b>
<b>SECTION I—Law Enforcement Officers Feloniously Killed</b>	<b>5</b>
Table 1	
Region, Geographic Division, and State, 1994-2003	9
Figure 1	
Law Enforcement Officers Feloniously Killed	
Percent Distribution by Region, 2003	11
Table 2	
Time of Day, 1994-2003	12
Figure 2	
Law Enforcement Officers Feloniously Killed and Assaulted	
Time of Day, 1994-2003	12
Table 3	
Day of Week, 1994-2003	13
Table 4	
Month, 1994-2003	13
Figure 3	
Law Enforcement Officers Feloniously Killed	
Percent Distribution by Day of Week, 1994-2003	13
Table 5	
Profile of Victim Officers, Age Groups, 1994-2003	14
Table 6	
Profile of Victim Officers, Race and Sex, 1994-2003	14
Figure 4	
Law Enforcement Officers Feloniously Killed	
Percent Distribution by Years of Age, Race, and Sex, 1994-2003	14
Table 7	
Profile of Victim Officers, Years of Service, 1994-2003	15
Table 8	
Profile of Victim Officers, 5- and 10-Year Averages, 1984-2003	15
Table 9	
Number Wearing Uniform, Body Armor, and Holster, 1994-2003	15
Table 10	
Use of Weapon During Incident, 1994-2003	15
Table 11	
Weapon Stolen by Assailant, 1994-2003	16
Table 12	
Number Slain With Own Weapon by Type of Firearm and Size of Ammunition, 1994-2003	16
Table 13	
Population Group of Victim Officer’s Agency by Type of Assignment, 2003	16
Table 14	
Type of Assignment by Time of Day, 2003	17
Table 15	
Type of Assignment by Time of Day, 1994-2003	17
Figure 5	
Law Enforcement Officers Feloniously Killed and Assaulted	
Circumstance at Scene of Incident, 1994-2003	18
Table 16	
Circumstance at Scene of Incident, 1994-2003	19
Table 17	
Activity at Scene of Incident, 1994-2003	19
Table 18	
Circumstance at Scene of Incident by Region, 2003	20

## Table of Contents—Continued

Table 19		
	Circumstance at Scene of Incident by Region, 1994-2003	20
Table 20		
	Circumstance at Scene of Incident by Type of Assignment, 2003	21
Table 21		
	Activity at Scene of Incident by Type of Assignment, 2003	21
Table 22		
	Circumstance at Scene of Incident by Type of Assignment, 1994-2003	22
Table 23		
	Activity at Scene of Incident by Type of Assignment, 1994-2003	22
Table 24		
	Type of Weapon, 1994-2003	23
Figure 6		
	Law Enforcement Officers Feloniously Killed Weapon Distribution, 1994-2003	23
Table 25		
	State and Agency by Type of Weapon, 2003	24
Table 26		
	Region by Type of Weapon, 2003	26
Table 27		
	Region by Type of Weapon, 1994-2003	26
Table 28		
	Circumstance at Scene of Incident by Type of Weapon, 2003	26
Table 29		
	Circumstance at Scene of Incident by Type of Weapon, 1994-2003	27
Table 30		
	Number Slain by Type of Firearm and Size of Ammunition, 1994-2003	28
Table 31		
	Distance Between Victim Officer and Offender, 1994-2003	29
Table 32		
	Number Slain While Wearing Body Armor by Type of Firearm and Size of Ammunition, 1994-2003	29
Table 33		
	Location of Fatal Firearm Wounds and Use of Body Armor, 1994-2003	30
Table 34		
	Point of Entry for Torso Wounds and Use of Body Armor, 1994-2003	30
Table 35		
	Type of Firearm and Size of Ammunition that Penetrated Body Armor, 1994-2003	30
Table 36		
	Profile of Known Assailants, Age Groups, 1994-2003	31
Table 37		
	Profile of Known Assailants, Race and Sex, 1994-2003	31
Table 38		
	Profile of Known Assailants, 5- and 10-Year Averages, 1984-2003	31
Table 39		
	Profile of Known Assailants, Status at Time of Incident, 1994-2003	32
Table 40		
	Profile of Known Assailants, Criminal History, 1994-2003	32
Table 41		
	Disposition of Known Assailants, 1992-2001	33
	<b>Summaries of Felonious Incidents</b>	<b>35</b>

## Table of Contents—Continued

<b>Law Enforcement Officers Accidentally Killed</b>	<b>49</b>
Table 42	
Region, Geographic Division, and State, 1994-2003	51
Table 43	
Time of Day, 1994-2003	53
Figure 7	
Law Enforcement Officers Accidentally Killed	53
Time of Day, 1994-2003	53
Table 44	
Day of Week, 1994-2003	54
Table 45	
Month, 1994-2003	54
Table 46	
Profile of Victim Officers, Age Groups, 1994-2003	54
Table 47	
Profile of Victim Officers, Race and Sex, 1994-2003	55
Table 48	
Profile of Victim Officers, Years of Service, 1994-2003	55
Table 49	
Profile of Victim Officers, 5- and 10-Year Averages, 1984-2003	55
Table 50	
Circumstance at Scene of Incident, 1994-2003	56
Table 51	
State and Agency by Circumstance at Scene of Incident, 2003	57
<b>SECTION II—Law Enforcement Officers Assaulted</b>	<b>63</b>
Table 2.1	
Population Covered and Number of Reporting Agencies by Population Group of Victim Officer’s Agency, 2003	64
Table 52	
Region and Geographic Division, 2003	65
Table 53	
Population Group of Victim Officer’s Agency, 2003	65
Table 54	
Time of Day, Percent Distribution, 1994-2003	66
Table 55	
Circumstance at Scene of Incident and Percent Cleared by Population Group, 2003	67
Table 56	
Circumstance at Scene of Incident by Type of Assignment, Percent Distribution, 2003	68
Table 57	
Number of Assaults and Percent Injured by Type of Weapon, 1994-2003	69
Table 58	
Region, Geographic Division, and State by Type of Weapon, 2003	70
Table 59	
Population Group of Victim Officer’s Agency by Type of Weapon, 2003	71
Table 60	
Circumstance at Scene of Incident by Type of Weapon, Percent Distribution, 2003	72

## Table of Contents—Continued

<b>SECTION III—Federal Law Enforcement Officers Killed and Assaulted</b>	<b>75</b>
Table 61	
Department and Agency by Number of Victims and Known Assailants, 2002-2003	79
Table 62	
Department and Agency by Number Killed and Injured, 2003	80
Table 63	
Extent of Injury by Type of Weapon, 1999-2003	81
Table 64	
Department by Type of Weapon, 1999-2003	82
Table 65	
Region, Geographic Division, and State by Type of Weapon, 2003	83
Table 66	
Department and Agency by Type of Weapon, 2003	85
Table 67	
Department and Agency by Type of Activity, 2003	86
Table 68	
Department and Agency by Disposition of Known Assailants, 2003	87
<b>Appendix</b>	
Location of Subject Matter by Table	88
<b>Evaluation Form</b>	<b>89</b>



# Introduction

Each year, the Uniform Crime Reporting (UCR) Program publishes *Law Enforcement Officers Killed and Assaulted (LEOKA)* to chronicle information about the officers who were killed or assaulted while performing their duties. There are features that affect the interpretation of the data that appear in the tables, charts, and narrative summaries that the reader should keep in mind. First, the Program counts victim officers, not the number of incidents or weapons used. Next, the Program considers any part of the body that can be used as weapons (such as hands, fists, or feet) to be personal weapons and designates them as such in the data. Also, agencies use different methodologies for collecting and reporting data about officers who were killed in the line of duty and those who were assaulted. Consequently, these two databases are not comparable. Finally, the data in the tables of this book are updated yearly; therefore, the UCR Program advises data users to exercise caution when attempting comparisons between the data in this publication with those in prior editions of *LEOKA*.

## *Victims of the September 11, 2001, Terrorist Attacks*

The deaths of the officers that resulted from the events of September 11, 2001, are not included in the data in Sections I and III of this publication. Because of the unique nature of the data from this singular event, including these extreme values in rate or trend data would skew data measurements in the UCR Program's analysis.



# SECTION I





# Law Enforcement Officers Feloniously Killed

## Methodology

### *Reporting Officer Deaths*

The Uniform Crime Reporting (UCR) Program collects data on officers' deaths from several sources. First, local and state law enforcement agencies participating in the UCR Program notify the national Program of duty-related deaths. Contributors submit preliminary data about any officer killed in the line of duty within their jurisdictions. In addition, FBI field divisions and legal attaché offices report such incidents occurring in the United States and its territories, as well as those incidents in which a United States law enforcement officer dies while assigned to duties in another country. Finally, the Bureau of Justice Assistance, Administrator of the Public Safety Officers' Benefits Program, maintains contact throughout the year, supplying the national UCR Program with information regarding officers whose survivors have received benefits. This threefold reporting procedure ensures the validity and completeness of the data.

When the national UCR Program receives notification of a line-of-duty death, the LEOKA staff sends inquiries through FBI field divisions to the victim officer's employing agency to obtain additional details concerning the circumstances surrounding the incident. In addition, the national staff furnishes the agency with information concerning two federal programs that provide benefits to survivors of federal and nonfederal law enforcement officers killed in the line of duty. The national Program staff also obtains pertinent criminal history data from the FBI's Interstate Identification Index concerning individuals identified in connection with felonious killings.

### *Criteria*

Section I of this publication contains statistics on felonious and accidental deaths of duly sworn local, state, tribal, and federal law enforcement officers meeting the following criteria: they are working in an official capacity, they have full arrest powers, they wear a badge (ordinarily), they carry a firearm (ordinarily), and they are paid from governmental funds set aside specifically for payment of sworn law enforcement representatives. In addition, the officers' deaths must be directly related to the injuries received from the incidents.

## Overview

In 2003, a total of 52 law enforcement officers were feloniously killed in 46 separate incidents in 25 states. All of the 46 incidents were cleared by arrests or by exceptional means. Two-, 5-, and 10-year comparisons showed that the number of officers slain in 2003 was 4 fewer than the number killed in 2002, 10 more than the number of 1999 fatalities, and 27 fewer than the number of officers killed in 1994. (Based on Table 13.) Of the officers slain in 2003, 28 were employed by city police departments, 19 were employed by county agencies, and 5 of the fallen officers worked for state law enforcement. (See Table 25.)

## Victims

The average age of the 52 law enforcement officers feloniously killed in 2003 was 38. Two of the victim officers were under the age of 25, 13 officers were 25 to 30, 17 officers were 31 to 40 years of age, and 20 of the officers were over age 40. (See Table 5.) Regarding gender, 50 of the 52 slain officers were male and 2 were female.

Forty-one of the officers were white, 8 were black, 2 were Asian/Pacific Islander, and 1 was American Indian/Alaskan Native. (See Table 6.)

A review of the number of years of service for the victim officers killed in 2003 showed that the officers had an average of 10 years of law enforcement experience. Two of the officers had served less than 1 year in law enforcement, 13 officers had 1 to 4 years of service, 18 had 5 to 10 years of experience, and 19 of the officers had over 10 years of law enforcement experience. (See Table 7.)

## Circumstances Surrounding Deaths

The data collected on the circumstances surrounding officers' deaths in 2003 revealed that 14 were killed during traffic stops or pursuits and 11 of the officers were slain in arrest situations. A further breakdown of the arrest situations showed that 1 officer was murdered during a robbery, 1 was killed during a burglary, 1 was slain while attempting a drug arrest, and 8 officers died while attempting other types of arrests. Ten officers were murdered while investigating disturbance calls, 5 of whom were killed while investigating family quarrels and 5 while investigating bar fights/a person with firearm, etc. Nine of the victim officers who were killed in 2003 were slain in ambush situations, 3 of whom died during unprovoked attacks, and 6 officers were killed in entrapment or premeditated situations. Six officers were killed while investigating suspicious persons or circumstances, and 2 were killed while transporting or handling prisoners. (See Table 20.)

During the 10-year period 1994 through 2003, 616 law enforcement

officers were feloniously killed in the line of duty. Of those, 30.4 percent of the officers died while making arrests, 16.4 percent died during traffic pursuits or stops, and 16.2 percent were killed in ambush situations. Also during that decade, 15.9 percent of the Nation's slain law enforcement officers were killed while answering disturbance calls, and 15.6 percent died while investigating suspicious persons or circumstances. Data also showed that 3.2 percent of the victim officers were handling, transporting, or maintaining custody of prisoners, and 2.3 percent of the officers were killed while handling mentally deranged persons. (See Table 16 and Figure 5.)

## Types of Assignment

Of the 52 law enforcement officers murdered in 2003, 41 were assigned to vehicle patrol. Of those, 24 were assigned to one-officer vehicles and were alone at the time of their attacks, and 12 were assigned to one-officer vehicles but were assisted by other officers. Five of the victim officers were assigned to two-officer vehicles. Nine of the officers were assigned to other duties, such as undercover or special details, and 1 of the 9 officers was alone and unassisted. Two of the slain officers were killed while they were off duty but were acting in an official capacity. (See Table 20.)

An examination of the data from 1994 through 2003 revealed that 65.7 percent of the 616 officers killed during those 10 years were assigned to vehicle patrol at the time of the felonious incidents that led to their deaths. During that same decade, 20.5 percent of the victim officers were assigned to other duties such as undercover work or other special assignments when they were murdered, 12.2 percent were off duty at the time of their deaths, and

1.6 percent were on foot patrol when they were slain. The data also reflected that 48.1 percent of the vehicle patrol officers were alone and unassisted when they were murdered. Nearly 28 percent (27.8) of the officers on other assignments were alone and unassisted. Six of the 10 officers assigned to foot patrol were alone and unassisted when they were murdered. (See Table 22.)

## Weapons

Weapons data reported to the national UCR Program in 2003 revealed that of the 52 law enforcement officers killed in the line of duty, 34 were slain with handguns, 10 were killed with rifles, and 1 officer was shot with a shotgun. Eleven of the slain officers were shot with their own weapons. (See Table 11.) Six of the victim officers were intentionally struck by vehicles, and one of the officers was beaten to death with a police baton. (See Table 25.)

Among the 45 officers who were killed by assailants using firearms in 2003, 24 of the victim officers were within 5 feet of their attackers and 12 of the slain officers were within 6 to 10 feet of their assailants. Three of the officers were within 11 to 20 feet of their assailants, 3 were within 21 to 50 feet, and 3 were more than 50 feet away. (See Table 31.)

Of the 616 law enforcement officers who were killed in the line of duty from 1994 through 2003, 568 were murdered with firearms. Of those, 425 were murdered with handguns, 109 were shot to death with rifles, and 34 were killed with shotguns. (See Table 24.) Fifty-two of the victim officers were killed with their own service weapons, and the service weapons of 100 of the slain officers during that decade were stolen from the scene. (See Table 11.) Of the 616 victim officers, 133 fired their own weapons during the

attacks, 100 attempted to use their own weapons, and 320 of the victims did not use or attempt to use their own weapons. (See Table 10.)

Data concerning the use of weapons other than firearms from 1994 through 2003 revealed that 7 of the 616 victim officers were slain with a knife or other cutting instrument, 9 were fatally injured with bombs, and 3 were killed with personal weapons (hands, fists, feet, etc.). During that time period, 29 officers were slain with other types of weapons, such as a blunt object or a vehicle. (See Table 29.)

## Body Armor

In 2003, 31 of the 45 law enforcement officers killed in the line of duty with a firearm were wearing body armor at the time of their deaths. Sixteen of these officers died as a result of wounds to the upper torso, 14 died from head wounds, and 1 officer received a fatal wound below the waist. (See Table 33.) Of the 16 officers who received fatal torso injuries, 5 died as a result of bullets entering above the vest, 3 died from bullets entering below the vest, 3 died when bullets entered through the armhole or shoulder area of the vest, and 1 officer died from a bullet entering between the side panels. Four officers were killed when bullets penetrated their body armor. (See Table 34.)

## Places

Among the four regions of the country, 28 of the 52 felonious deaths reported to the national Program in 2003 occurred in the South. Thirteen line-of-duty deaths happened in the West, 8 in the Midwest, and 3 in the Northeast. From 1994 to 2003, 275 felonious slayings of law enforcement officers occurred in the South, and 130 in the West, 113 in the Midwest, and 57 deaths

occurred in the Northeast. Additionally, 41 officers were murdered in U.S. territories during the 10-year period. (See Table 1.)

## Times

Data concerning the months of the year in which law enforcement officers lost their lives while performing their duties reflected the following: During 2003, April was the month in which the greatest number of officers, 9, were killed. September, October, and November were the months in which the fewest number of officers, 1 per month, were feloniously killed. (See Table 4.)

An examination of the 2003 data regarding the days of the week in which law enforcement officers were killed showed that more law enforcement officers lost their lives on Thursday than on any other day. Of the 52 fallen officers, 11 were murdered on Thursday. The fewest number of officers, 5, were killed in the line of duty on Friday. (See Table 3.)

A review of the times of day in which law enforcement officers were slain in 2003 revealed that more officers (7) were attacked between the hours of

4:01 p.m. and 6 p.m. than any other time period. The fewest number of fallen officers, 2, were attacked between the hours of 6:01 a.m. to 8 a.m. (See Table 2.)

A breakdown of the data from 1994 through 2003 revealed that more officers (61) were slain in April and also in August than in any other month; the fewest number of officers (39) were murdered in November. During that same decade, the greatest percentage (16.9) of the victim officers lost their lives on Friday, and the lowest percentage (10.7) were slain on Sunday. Data for that time period also revealed that 154 of the 616 victim officers died between the hours of 8:01 p.m. and midnight. (See Tables 2, 3, and 4.)

## Alleged Assailants

In 2003, the 52 officers who were slain lost their lives in 46 separate incidents. Fifty-eight assailants were identified in connection with those incidents. Of the 58 identified suspects, 38 were arrested, 12 were justifiably killed by persons other than the victim officers, 6 of the assailants committed suicide, and 2 suspects were justifiably killed by the victim officers.

Of the 58 identified suspects, 57 were male and 1 was female. Regarding the race of the assailants, 31 of the known offenders were white, 26 were black, and 1 was identified as American Indian/Alaskan Native. (See Table 37.)

The average age of the suspects was 29 years. Three of the suspects were under 18 years of age, 24 of the suspects were between the ages of 18 to 24, 13 were between the ages of 25 to 30, and 11 were between the ages of 31 to 40. Seven of the alleged assailants were over the age of 40. (See Table 36.)

For 2003, the data collected concerning the criminal histories of the 58 known assailants revealed that 28 of the known offenders had prior arrests for violent crimes, 3 had been arrested previously for murder. Additionally, 27 had been arrested previously for drug law violations, 20 had been arrested for assaulting an officer or resisting arrest, and 17 had prior arrests for weapons violations. Overall, 42 offenders had been convicted on prior criminal charges. Sixteen offenders had received juvenile convictions on prior criminal charges, and 29 offenders had received parole or probation in the past for criminal charges. (See Table 40.)





**Table 1****Law Enforcement Officers Feloniously Killed**

Region, Geographic Division, and State, 1994-2003

<i>Area</i>	<i>Total</i>	<i>1994</i>	<i>1995</i>	<i>1996</i>	<i>1997</i>	<i>1998</i>	<i>1999</i>	<i>2000</i>	<i>2001<sup>1</sup></i>	<i>2002</i>	<i>2003</i>
<b>Total</b>	<b>616</b>	<b>79</b>	<b>74</b>	<b>61</b>	<b>70</b>	<b>61</b>	<b>42</b>	<b>51</b>	<b>70</b>	<b>56</b>	<b>52</b>
<b>NORTHEAST</b>	<b>57</b>	12	8	10	8	3	5	0	3	5	3
<b>New England</b>	<b>13</b>	6	1	0	3	0	2	0	0	1	0
Connecticut	1	0	0	0	0	0	1	0	0	0	0
Maine	0	0	0	0	0	0	0	0	0	0	0
Massachusetts	7	4	1	0	0	0	1	0	0	1	0
New Hampshire	4	1	0	0	3	0	0	0	0	0	0
Rhode Island	1	1	0	0	0	0	0	0	0	0	0
Vermont	0	0	0	0	0	0	0	0	0	0	0
<b>Middle Atlantic</b>	<b>44</b>	6	7	10	5	3	3	0	3	4	3
New Jersey	11	2	3	0	2	0	2	0	1	0	1
New York	21	3	2	6	3	3	0	0	0	2	2
Pennsylvania	12	1	2	4	0	0	1	0	2	2	0
<b>MIDWEST</b>	<b>113</b>	16	8	15	11	10	6	13	14	12	8
<b>East North Central</b>	<b>84</b>	11	5	10	9	8	4	8	12	10	7
Illinois	18	1	2	2	1	1	2	1	6	2	0
Indiana	15	1	0	0	4	2	1	2	2	0	3
Michigan	17	3	1	1	0	2	1	2	3	3	1
Ohio	20	2	1	5	4	1	0	2	1	3	1
Wisconsin	14	4	1	2	0	2	0	1	0	2	2
<b>West North Central</b>	<b>29</b>	5	3	5	2	2	2	5	2	2	1
Iowa	0	0	0	0	0	0	0	0	0	0	0
Kansas	8	0	2	1	1	1	1	1	1	0	0
Minnesota	7	2	0	2	1	0	0	1	0	1	0
Missouri	11	3	0	1	0	1	1	3	1	1	0
Nebraska	2	0	1	0	0	0	0	0	0	0	1
North Dakota	1	0	0	1	0	0	0	0	0	0	0
South Dakota	0	0	0	0	0	0	0	0	0	0	0
<b>SOUTH</b>	<b>275</b>	24	32	24	32	29	20	32	29	25	28
<b>South Atlantic</b>	<b>129</b>	14	10	11	14	16	10	15	13	11	15
Delaware	0	0	0	0	0	0	0	0	0	0	0
District of Columbia	11	3	2	0	3	2	0	0	1	0	0
Florida	17	0	2	4	1	5	0	1	1	1	2
Georgia	27	3	2	3	2	2	5	6	2	1	1
Maryland	12	0	2	0	1	0	0	3	3	3	0
North Carolina	24	2	2	2	5	2	3	2	4	0	2
South Carolina	18	1	0	2	2	1	1	2	1	5	3
Virginia	18	5	0	0	0	3	1	0	1	1	7
West Virginia	2	0	0	0	0	1	0	1	0	0	0
<b>East South Central</b>	<b>59</b>	7	6	3	11	7	3	3	6	6	7
Alabama	15	3	2	1	2	2	0	0	0	2	3
Kentucky	8	0	0	0	1	2	1	0	2	1	1
Mississippi	17	3	1	0	5	3	1	0	3	1	0
Tennessee	19	1	3	2	3	0	1	3	1	2	3
<b>West South Central</b>	<b>87</b>	3	16	10	7	6	7	14	10	8	6
Arkansas	10	0	3	1	3	1	0	1	0	1	0
Louisiana	16	0	3	4	1	0	0	3	0	2	3
Oklahoma	13	0	8	1	0	0	2	0	1	0	1
Texas	48	3	2	4	3	5	5	10	9	5	2

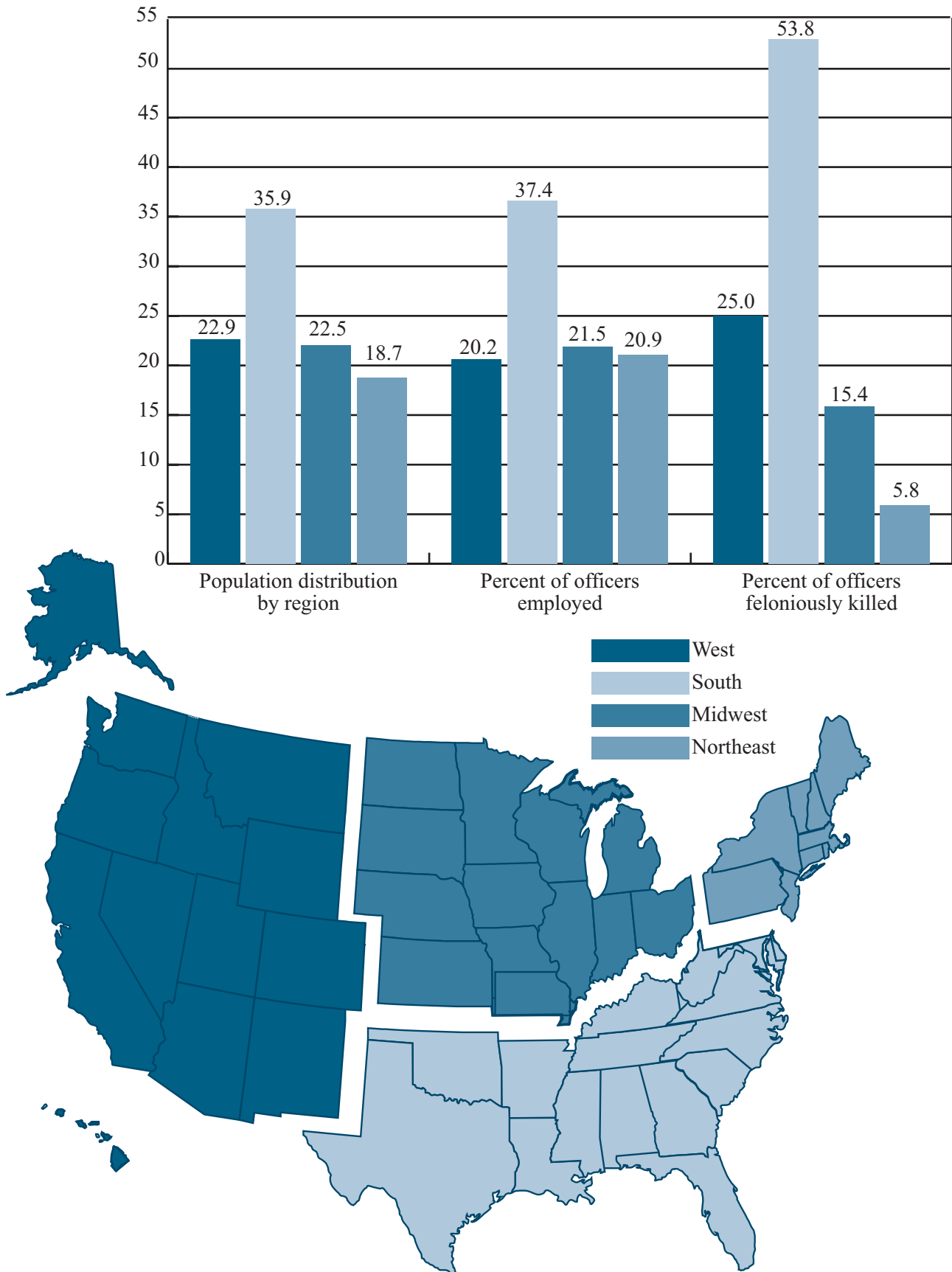
**Table 1****Law Enforcement Officers Feloniously Killed**  
Region, Geographic Division, and State, 1994-2003—Continued

<i>Area</i>	<i>Total</i>	<i>1994</i>	<i>1995</i>	<i>1996</i>	<i>1997</i>	<i>1998</i>	<i>1999</i>	<i>2000</i>	<i>2001<sup>1</sup></i>	<i>2002</i>	<i>2003</i>
<b>WEST</b>	<b>130</b>	18	23	6	14	14	11	4	18	9	13
<b>Mountain</b>	<b>48</b>	8	11	1	4	4	4	1	9	3	3
Arizona	16	1	5	1	0	1	3	1	1	2	1
Colorado	8	2	3	0	1	1	0	0	1	0	0
Idaho	5	1	0	0	1	1	0	0	2	0	0
Montana	2	1	0	0	0	0	0	0	0	0	1
Nevada	5	0	2	0	1	1	0	0	1	0	0
New Mexico	6	2	0	0	1	0	1	0	2	0	0
Utah	5	1	0	0	0	0	0	0	2	1	1
Wyoming	1	0	1	0	0	0	0	0	0	0	0
<b>Pacific</b>	<b>82</b>	10	12	5	10	10	7	3	9	6	10
Alaska	7	0	0	1	1	1	1	0	2	0	1
California	59	8	11	4	7	7	4	2	6	4	6
Hawaii	2	0	0	0	0	0	1	0	0	0	1
Oregon	3	0	0	0	1	1	0	0	0	1	0
Washington	11	2	1	0	1	1	1	1	1	1	2
<b>U.S. TERRITORIES</b>	<b>41</b>	9	3	6	5	5	0	2	6	5	0
American Samoa	0	0	0	0	0	0	0	0	0	0	0
Guam	0	0	0	0	0	0	0	0	0	0	0
Mariana Islands	1	0	1	0	0	0	0	0	0	0	0
Puerto Rico	40	9	2	6	5	5	0	2	6	5	0
U.S. Virgin Islands	0	0	0	0	0	0	0	0	0	0	0

<sup>1</sup>The 72 deaths that resulted from the events of September 11, 2001, are not included in this table.

**Figure 1**

Law Enforcement Officers Feloniously Killed  
Percent Distribution by Region, 2003



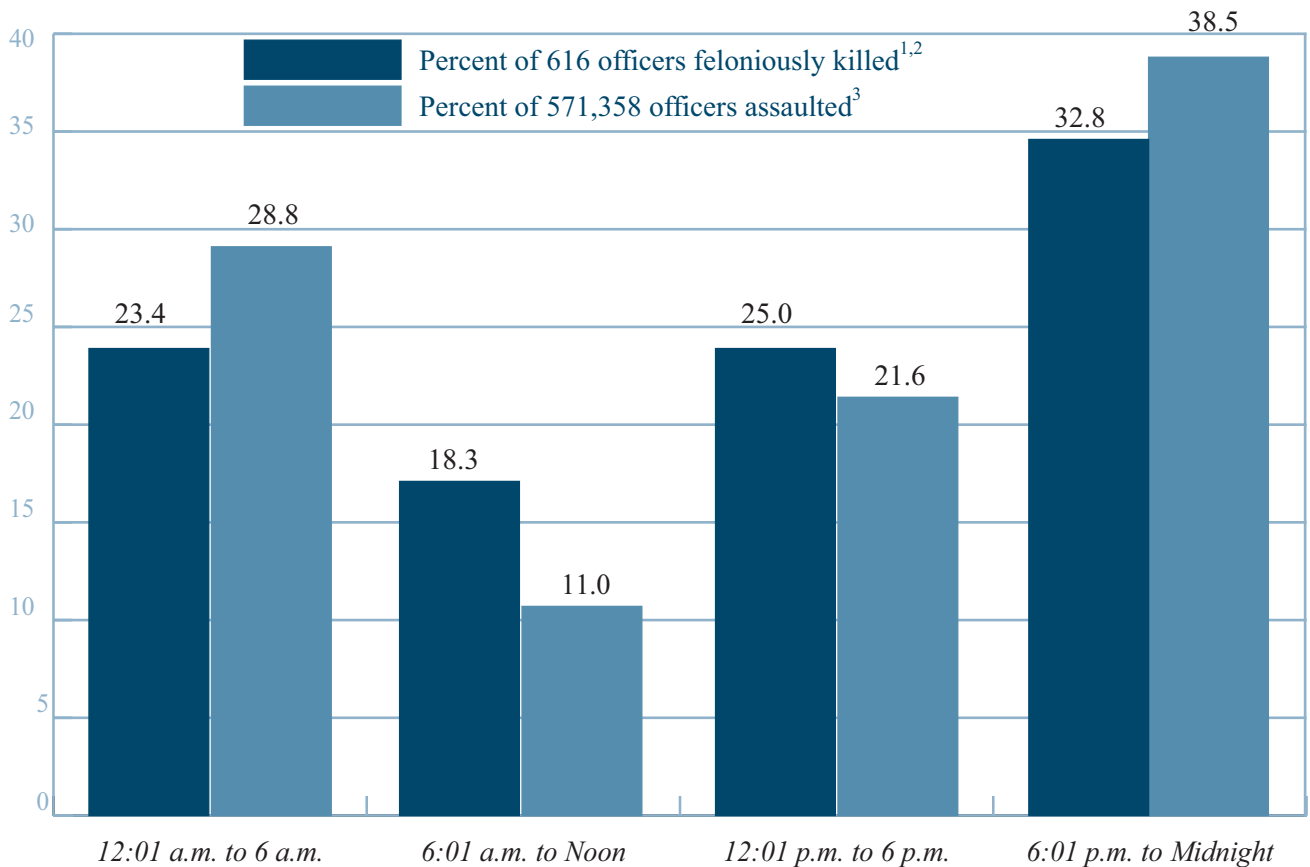
**Table 2****Law Enforcement Officers Feloniously Killed**

Time of Day, 1994-2003

Time	Total	1994	1995	1996	1997	1998	1999	2000	2001 <sup>1</sup>	2002	2003
<b>Total</b>	<b>616</b>	<b>79</b>	<b>74</b>	<b>61</b>	<b>70</b>	<b>61</b>	<b>42</b>	<b>51</b>	<b>70</b>	<b>56</b>	<b>52</b>
<b>A.M.</b>											
12:01 - 2	69	9	9	7	7	7	5	10	6	4	5
2:01 - 4	44	8	5	5	5	2	2	2	6	6	3
4:01 - 6	31	7	6	0	6	0	1	1	5	1	4
6:01 - 8	26	3	3	3	1	6	1	1	4	2	2
8:01 - 10	46	5	11	4	4	5	3	0	4	4	6
10:01 - Noon	41	8	2	3	3	5	4	4	5	2	5
<b>P.M.</b>											
12:01 - 2	51	3	2	5	13	5	3	6	3	5	6
2:01 - 4	51	8	7	3	6	6	5	7	2	4	3
4:01 - 6	52	6	4	7	5	4	5	4	2	8	7
6:01 - 8	48	9	2	4	2	2	2	5	12	6	4
8:01 - 10	88	7	11	10	8	10	8	7	14	9	4
10:01 - Midnight	66	6	12	7	10	9	3	4	7	5	3
<b>Time not reported</b>	<b>3</b>	<b>0</b>	<b>0</b>	<b>3</b>	<b>0</b>	<b>0</b>	<b>0</b>	<b>0</b>	<b>0</b>	<b>0</b>	<b>0</b>

<sup>1</sup>The 72 deaths that resulted from the events of September 11, 2001, are not included in this table.**Figure 2****Law Enforcement Officers Feloniously Killed and Assaulted**

Time of Day, 1994-2003

<sup>1</sup>Time was not reported for 0.5 percent of all law enforcement officers feloniously killed.<sup>2</sup>The 72 deaths that resulted from the events of September 11, 2001, are not included in this figure.<sup>3</sup>Due to rounding, the percentages may not add to 100.0.

**Table 3****Law Enforcement Officers Feloniously Killed**

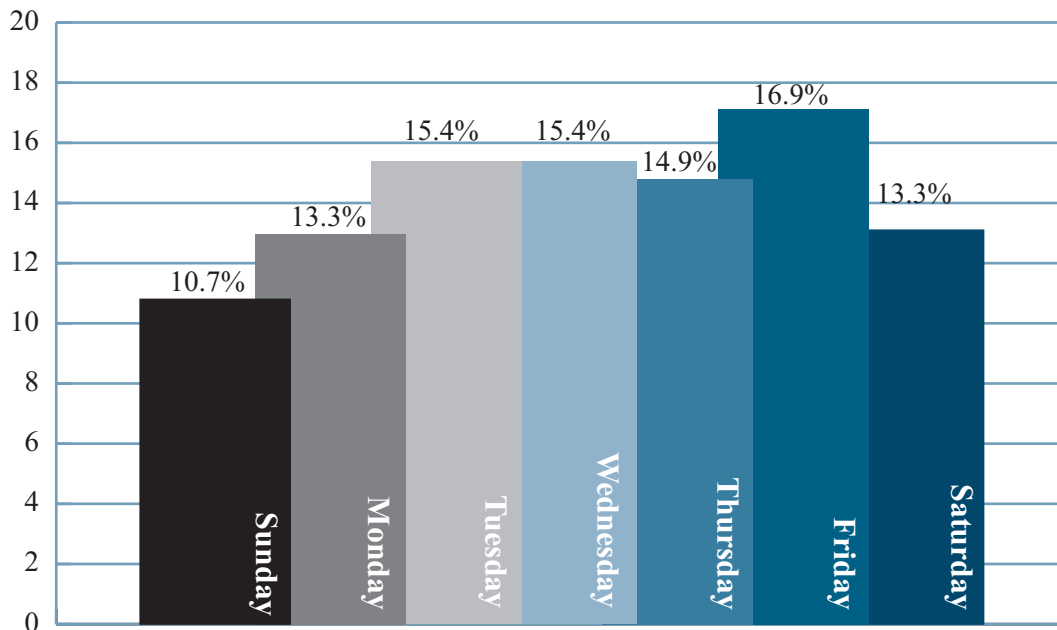
Day of Week, 1994-2003

Day	Total	1994	1995	1996	1997	1998	1999	2000	2001 <sup>1</sup>	2002	2003
<b>Total</b>	<b>616</b>	<b>79</b>	<b>74</b>	<b>61</b>	<b>70</b>	<b>61</b>	<b>42</b>	<b>51</b>	<b>70</b>	<b>56</b>	<b>52</b>
Sunday	66	8	7	5	9	5	4	6	8	7	7
Monday	82	11	11	7	6	7	3	11	6	11	9
Tuesday	95	18	12	7	7	16	6	3	12	8	6
Wednesday	95	10	17	6	15	11	5	7	11	6	7
Thursday	92	7	10	12	11	7	7	9	10	8	11
Friday	104	18	9	12	12	10	9	7	14	8	5
Saturday	82	7	8	12	10	5	8	8	9	8	7

<sup>1</sup>The 72 deaths that resulted from the events of September 11, 2001, are not included in this table.**Table 4****Law Enforcement Officers Feloniously Killed**

Month, 1994-2003

Month	Total	1994	1995	1996	1997	1998	1999	2000	2001 <sup>1</sup>	2002	2003
<b>Total</b>	<b>616</b>	<b>79</b>	<b>74</b>	<b>61</b>	<b>70</b>	<b>61</b>	<b>42</b>	<b>51</b>	<b>70</b>	<b>56</b>	<b>52</b>
January	58	6	4	11	6	9	4	4	3	8	3
February	44	9	3	3	9	1	3	3	7	3	3
March	50	4	6	7	4	3	6	5	7	4	4
April	61	5	19	1	8	4	5	3	3	4	9
May	57	5	8	6	5	9	3	2	6	7	6
June	43	8	1	2	1	7	2	7	7	1	7
July	52	2	6	9	4	7	3	5	7	5	4
August	61	8	8	2	9	6	1	5	9	7	6
September	51	10	6	7	7	4	1	4	7	4	1
October	50	5	7	7	8	2	10	5	3	2	1
November	39	9	3	2	4	4	1	2	6	7	1
December	50	8	3	4	5	5	3	6	5	4	7

<sup>1</sup>The 72 deaths that resulted from the events of September 11, 2001, are not included in this table.**Figure 3****Law Enforcement Officers Feloniously Killed**  
Percent Distribution<sup>1</sup> by Day of Week, 1994-2003<sup>1</sup>Due to rounding, the percentages may not add to 100.0.

**Table 5****Law Enforcement Officers Feloniously Killed**

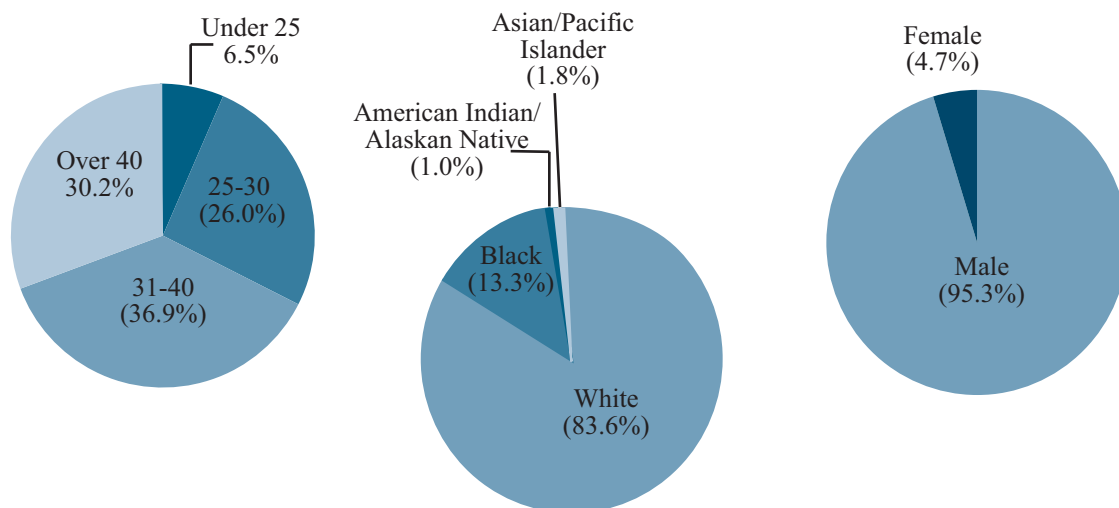
Profile of Victim Officers, Age Groups, 1994-2003

<i>Victim officers</i>	<i>Total</i>	<i>1994</i>	<i>1995</i>	<i>1996</i>	<i>1997</i>	<i>1998</i>	<i>1999</i>	<i>2000</i>	<i>2001<sup>1</sup></i>	<i>2002</i>	<i>2003</i>
<b>Total</b>	<b>616</b>	<b>79</b>	<b>74</b>	<b>61</b>	<b>70</b>	<b>61</b>	<b>42</b>	<b>51</b>	<b>70</b>	<b>56</b>	<b>52</b>
<b>Age (years)</b>											
Under 25	40	8	6	3	1	7	1	5	6	1	2
25 - 30	160	20	19	20	20	18	10	12	17	11	13
31 - 40	227	30	18	22	25	17	23	19	28	28	17
Over 40	186	21	31	13	24	19	8	15	19	16	20
Age not reported	3	0	0	3	0	0	0	0	0	0	0
<b>Average years of age</b>	<b>37</b>	<b>35</b>	<b>38</b>	<b>35</b>	<b>37</b>	<b>35</b>	<b>36</b>	<b>37</b>	<b>37</b>	<b>37</b>	<b>38</b>

<sup>1</sup>The 72 deaths that resulted from the events of September 11, 2001, are not included in this table.**Table 6****Law Enforcement Officers Feloniously Killed**

Profile of Victim Officers, Race and Sex, 1994-2003

<i>Victim officers</i>	<i>Total</i>	<i>1994</i>	<i>1995</i>	<i>1996</i>	<i>1997</i>	<i>1998</i>	<i>1999</i>	<i>2000</i>	<i>2001<sup>1</sup></i>	<i>2002</i>	<i>2003</i>
<b>Total</b>	<b>616</b>	<b>79</b>	<b>74</b>	<b>61</b>	<b>70</b>	<b>61</b>	<b>42</b>	<b>51</b>	<b>70</b>	<b>56</b>	<b>52</b>
<b>Race</b>											
White	515	66	62	47	56	53	37	40	62	51	41
Black	82	12	9	9	11	7	3	11	8	4	8
Asian/Pacific Islander	11	1	2	2	2	1	0	0	0	1	2
American Indian/ Alaskan Native	6	0	1	1	1	0	2	0	0	0	1
Race not reported	2	0	0	2	0	0	0	0	0	0	0
<b>Sex</b>											
Male	587	76	73	59	70	55	39	50	67	48	50
Female	29	3	1	2	0	6	3	1	3	8	2

<sup>1</sup>The 72 deaths that resulted from the events of September 11, 2001, are not included in this table.**Figure 4****Law Enforcement Officers Feloniously Killed**Percent Distribution by Years of Age, Race, and Sex, 1994-2003<sup>1,2,3</sup><sup>1</sup>Years of age was not reported for 0.5 percent of all law enforcement officers feloniously killed. Race was not reported for 0.3 percent of all law enforcement officers feloniously killed.<sup>2</sup>The 72 deaths that resulted from the events of September 11, 2001, are not included in this figure.<sup>3</sup>Due to rounding, the percentages may not add to 100.0.

**Table 7**
**Law Enforcement Officers Feloniously Killed**  
 Profile of Victim Officers, Years of Service, 1994-2003

<i>Victim officers</i>	<i>Total</i>	<i>1994</i>	<i>1995</i>	<i>1996</i>	<i>1997</i>	<i>1998</i>	<i>1999</i>	<i>2000</i>	<i>2001<sup>1</sup></i>	<i>2002</i>	<i>2003</i>
<b>Total</b>	<b>616</b>	<b>79</b>	<b>74</b>	<b>61</b>	<b>70</b>	<b>61</b>	<b>42</b>	<b>51</b>	<b>70</b>	<b>56</b>	<b>52</b>
<b>Years of service</b>											
Less than 1	32	8	9	2	4	2	1	3	1	0	2
1 - 4	178	19	16	24	16	23	14	17	21	15	13
5 - 10	185	23	19	17	29	14	13	13	19	20	18
Over 10	214	28	30	14	19	22	14	18	29	21	19
Years of service not reported	7	1	0	4	2	0	0	0	0	0	0
<b>Average years of service</b>	<b>10</b>	<b>9</b>	<b>10</b>	<b>8</b>	<b>10</b>	<b>9</b>	<b>9</b>	<b>9</b>	<b>11</b>	<b>10</b>	<b>10</b>

<sup>1</sup>The 72 deaths that resulted from the events of September 11, 2001, are not included in this table.

**Table 8**
**Law Enforcement Officers Feloniously Killed**  
 Profile of Victim Officers, 5- and 10-Year Averages, 1984-2003

<i>Victim officers</i>	<i>2003</i>	<i>5-year averages</i>		<i>10-year averages</i>	
		<i>1994-1998</i>	<i>1999-2003<sup>1</sup></i>	<i>1984-1993</i>	<i>1994-2003<sup>1</sup></i>
<b>Average</b>					
Age (years)	38	36	37	36	37
Years of service	10	9	10	10	10
Height	5'11"	5'11"	5'11"	5'11"	5'11"

<sup>1</sup>The 72 deaths that resulted from the events of September 11, 2001, are not included in this table.

**Table 9**
**Law Enforcement Officers Feloniously Killed**  
 Number Wearing Uniform, Body Armor, and Holster, 1994-2003

	<i>Total</i>	<i>1994</i>	<i>1995</i>	<i>1996</i>	<i>1997</i>	<i>1998</i>	<i>1999</i>	<i>2000</i>	<i>2001<sup>1</sup></i>	<i>2002</i>	<i>2003</i>
<b>Total</b>	<b>616</b>	<b>79</b>	<b>74</b>	<b>61</b>	<b>70</b>	<b>61</b>	<b>42</b>	<b>51</b>	<b>70</b>	<b>56</b>	<b>52</b>
<b>Number wearing uniform</b>	<b>451</b>	<b>48</b>	<b>49</b>	<b>44</b>	<b>50</b>	<b>48</b>	<b>31</b>	<b>41</b>	<b>48</b>	<b>47</b>	<b>45</b>
<b>Wearing body armor</b>											
In uniform	305	33	30	29	25	34	24	30	31	35	34
Not in uniform	33	3	4	4	4	1	3	1	10	2	1
<b>Wearing holster</b>											
In uniform	443	47	48	44	49	48	29	39	48	46	45
Not in uniform	91	13	10	9	12	9	8	4	15	5	6

<sup>1</sup>The 72 deaths that resulted from the events of September 11, 2001, are not included in this table.

**Table 10**
**Law Enforcement Officers Feloniously Killed**  
 Use of Weapon During Incident, 1994-2003

	<i>Total</i>	<i>1994</i>	<i>1995</i>	<i>1996</i>	<i>1997</i>	<i>1998</i>	<i>1999</i>	<i>2000</i>	<i>2001<sup>1</sup></i>	<i>2002</i>	<i>2003</i>
<b>Total</b>	<b>616</b>	<b>79</b>	<b>74</b>	<b>61</b>	<b>70</b>	<b>61</b>	<b>42</b>	<b>51</b>	<b>70</b>	<b>56</b>	<b>52</b>
Fired own weapon	133	20	13	13	22	10	8	13	12	12	10
Attempted to use own weapon	100	12	12	11	6	11	8	4	17	10	9
Did not use or attempt to use own weapon	320	47	49	26	37	31	20	28	36	25	21
Not reported	63	0	0	11	5	9	6	6	5	9	12

<sup>1</sup>The 72 deaths that resulted from the events of September 11, 2001, are not included in this table.

**Table 11****Law Enforcement Officers Feloniously Killed**

Weapon Stolen by Assailant, 1994-2003

	Total	1994	1995	1996	1997	1998	1999	2000	2001 <sup>1</sup>	2002	2003
<b>Total</b>	<b>616</b>	<b>79</b>	<b>74</b>	<b>61</b>	<b>70</b>	<b>61</b>	<b>42</b>	<b>51</b>	<b>70</b>	<b>56</b>	<b>52</b>
<b>Weapon taken from scene of incident</b>	<b>100</b>	13	17	9	12	11	6	5	8	8	11
Slain with own weapon	35	4	5	3	4	2	4	1	2	3	7
Slain with other weapon	65	9	12	6	8	9	2	4	6	5	4
<b>Weapon not taken from scene of incident</b>	<b>516</b>	66	57	52	58	50	36	46	62	48	41
Slain with own weapon	17	2	1	1	2	4	1	0	1	1	4
Slain with other weapon	499	64	56	51	56	46	35	46	61	47	37

<sup>1</sup>The 72 deaths that resulted from the events of September 11, 2001, are not included in this table.

NOTE: Weapon is inclusive of all weapon types that may be issued to a law enforcement officer.

**Table 12****Law Enforcement Officers Feloniously Killed with Firearms**

Number Slain With Own Weapon by Type of Firearm and Size of Ammunition, 1994-2003

Firearm Ammunition	Total	1994	1995	1996	1997	1998	1999	2000	2001	2002	2003
<b>Total</b>	<b>51</b>	<b>6</b>	<b>6</b>	<b>4</b>	<b>6</b>	<b>6</b>	<b>5</b>	<b>1</b>	<b>3</b>	<b>4</b>	<b>10</b>
<b>Handgun</b>	<b>50</b>	6	6	4	5	6	5	1	3	4	10
.22 Caliber	2	0	0	1	1	0	0	0	0	0	0
.25 Caliber	1	0	1	0	0	0	0	0	0	0	0
.357 Magnum	5	1	2	0	0	1	0	0	0	0	1
.38 Caliber	5	2	1	0	1	0	1	0	0	0	0
.40 Caliber	15	0	1	0	0	1	1	1	3	3	5
.44 Magnum	1	0	1	0	0	0	0	0	0	0	0
.45 Caliber	6	0	0	0	0	2	0	0	0	1	3
9 Millimeter	14	3	0	3	3	2	2	0	0	0	1
10 Millimeter	1	0	0	0	0	0	1	0	0	0	0
<b>Rifle</b>	<b>1</b>	0	0	0	1	0	0	0	0	0	0
7.62x39 Millimeter	1	0	0	0	1	0	0	0	0	0	0
<b>Shotgun</b>	<b>0</b>	0	0	0	0	0	0	0	0	0	0

**Table 13****Law Enforcement Officers Feloniously Killed**

Population Group of Victim Officer's Agency by Type of Assignment, 2003

Population group	Total	2-Officer vehicle		1-Officer vehicle		Foot patrol		Other <sup>1</sup>		Off duty
		Alone	Assisted	Alone	Assisted	Alone	Assisted	Alone	Assisted	
<b>Total</b>	<b>52</b>	<b>5</b>	<b>24</b>	<b>12</b>	<b>0</b>	<b>0</b>	<b>1</b>	<b>8</b>	<b>2</b>	
Group I (cities 250,000 and over)	9	1	4	1	0	0	0	3	0	
Group II (cities 100,000 - 249,999)	4	1	2	1	0	0	0	0	0	
Group III (cities 50,000 - 99,999)	3	0	2	0	0	0	1	0	0	
Group IV (cities 25,000 - 49,999)	5	0	0	3	0	0	0	2	0	
Group V (cities 10,000 - 24,999)	2	0	0	2	0	0	0	0	0	
Group VI (cities under 10,000)	5	0	3	0	0	0	0	1	1	
Metropolitan counties	10	2	5	2	0	0	0	0	1	
Nonmetropolitan counties	9	1	4	3	0	0	0	1	0	
State agencies	5	0	4	0	0	0	0	1	0	
Federal agencies	0	0	0	0	0	0	0	0	0	
U.S. Territories	0	0	0	0	0	0	0	0	0	

<sup>1</sup>Includes detectives, officers on special assignments, undercover officers, and officers on other types of assignments that are not listed.



**Table 14****Law Enforcement Officers Feloniously Killed**

Type of Assignment by Time of Day, 2003

Time	Total	2-Officer vehicle	1-Officer vehicle		Foot patrol		Other <sup>1</sup>		Off duty
			Alone	Assisted	Alone	Assisted	Alone	Assisted	
<b>Total</b>	<b>52</b>	<b>5</b>	<b>24</b>	<b>12</b>	<b>0</b>	<b>0</b>	<b>1</b>	<b>8</b>	<b>2</b>
<b>A.M.</b>									
12:01 - 2	5	1	1	2	0	0	0	0	1
2:01 - 4	3	0	3	0	0	0	0	0	0
4:01 - 6	4	0	3	1	0	0	0	0	0
6:01 - 8	2	0	1	1	0	0	0	0	0
8:01 - 10	6	0	3	3	0	0	0	0	0
10:01 - Noon	5	0	3	0	0	0	1	1	0
<b>P.M.</b>									
12:01 - 2	6	1	2	0	0	0	0	3	0
2:01 - 4	3	1	1	0	0	0	0	1	0
4:01 - 6	7	0	4	2	0	0	0	1	0
6:01 - 8	4	0	1	1	0	0	0	2	0
8:01 - 10	4	1	2	1	0	0	0	0	0
10:01 - Midnight	3	1	0	1	0	0	0	0	1
<b>Time not reported</b>	<b>0</b>	<b>0</b>	<b>0</b>	<b>0</b>	<b>0</b>	<b>0</b>	<b>0</b>	<b>0</b>	<b>0</b>

<sup>1</sup>Includes detectives, officers on special assignments, undercover officers, and officers on other types of assignments that are not listed.**Table 15****Law Enforcement Officers Feloniously Killed**

Type of Assignment by Time of Day, 1994-2003

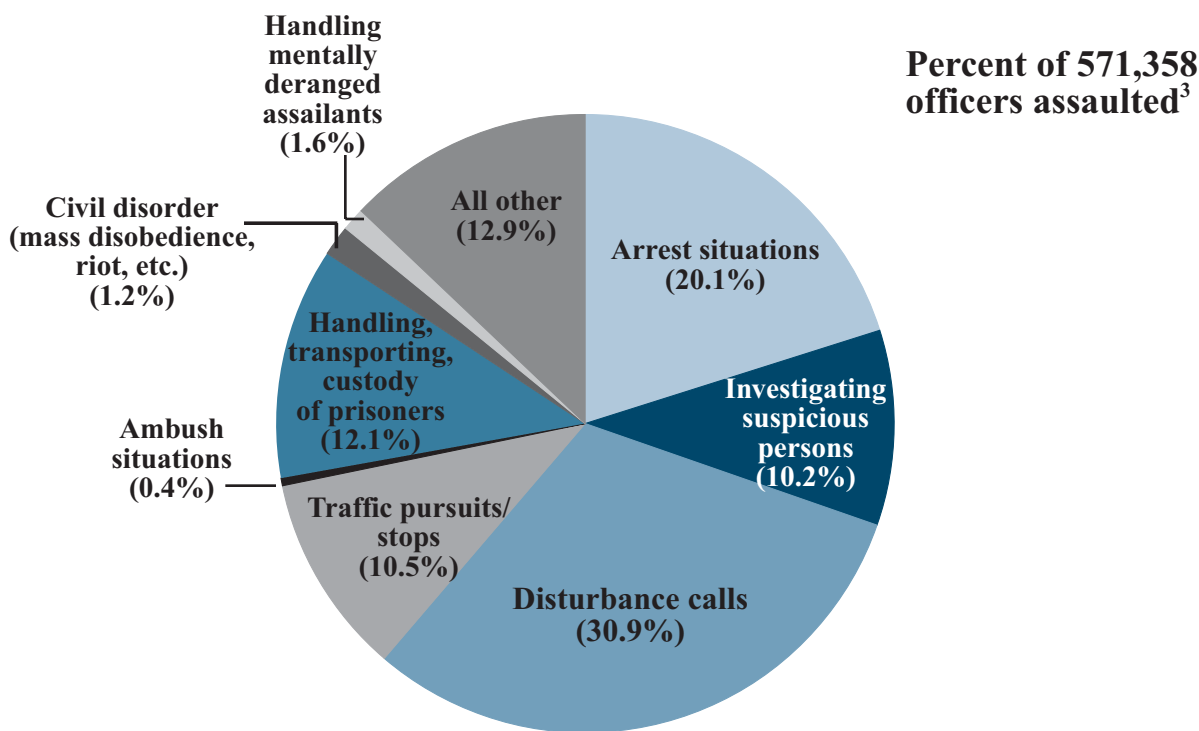
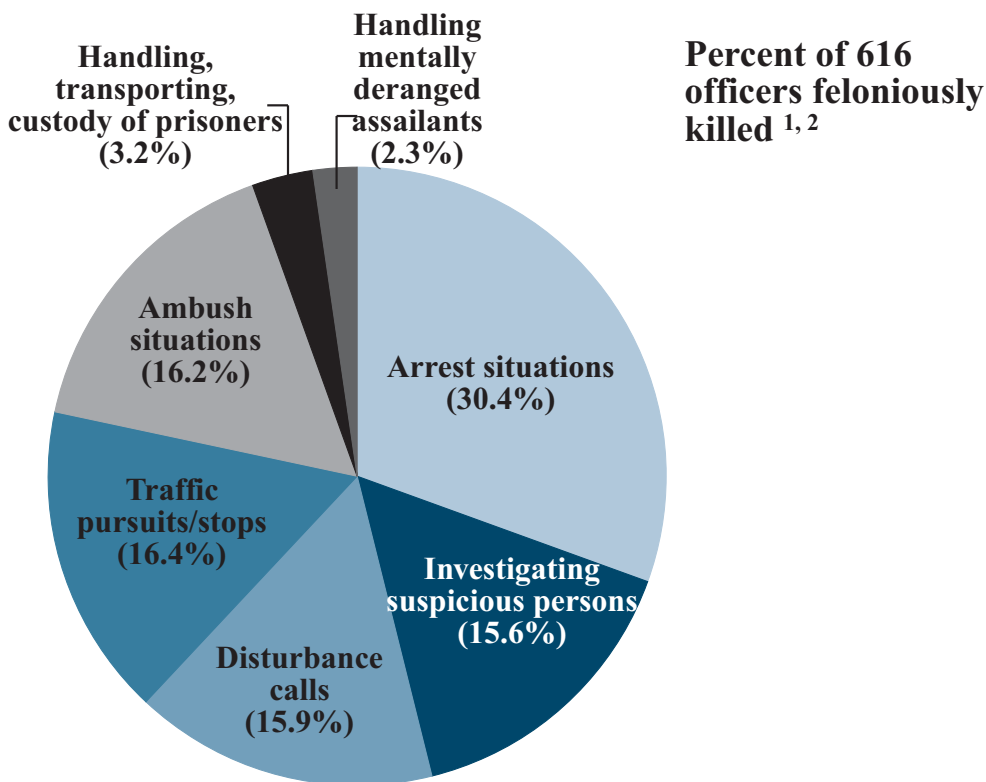
Time	Total	2-Officer vehicle	1-Officer vehicle		Foot patrol		Other <sup>1</sup>		Off duty
			Alone	Assisted	Alone	Assisted	Alone	Assisted	
<b>Total</b>	<b>616</b>	<b>78</b>	<b>195</b>	<b>132</b>	<b>6</b>	<b>4</b>	<b>35</b>	<b>91</b>	<b>75</b>
<b>A.M.</b>									
12:01 - 2	69	11	22	17	0	1	3	6	9
2:01 - 4	44	5	17	6	0	0	1	5	10
4:01 - 6	31	1	18	4	0	0	2	5	1
6:01 - 8	26	6	8	5	0	0	2	2	3
8:01 - 10	46	3	15	11	0	0	10	5	2
10:01 - Noon	41	2	19	9	2	0	3	5	1
<b>P.M.</b>									
12:01 - 2	51	7	14	11	0	0	4	14	1
2:01 - 4	51	4	10	14	0	0	4	11	8
4:01 - 6	52	5	20	16	0	0	1	6	4
6:01 - 8	48	5	11	13	2	0	2	11	4
8:01 - 10	88	15	26	16	2	2	3	7	17
10:01 - Midnight	66	12	14	10	0	1	0	14	15
<b>Time not reported</b>	<b>3</b>	<b>2</b>	<b>1</b>	<b>0</b>	<b>0</b>	<b>0</b>	<b>0</b>	<b>0</b>	<b>0</b>

<sup>1</sup>Includes detectives, officers on special assignments, undercover officers, and officers on other types of assignments that are not listed.

NOTE: The 72 deaths that resulted from the events of September 11, 2001, are not included in this table.

**Figure 5**

Law Enforcement Officers Feloniously Killed and Assaulted  
Circumstance at Scene of Incident, 1994-2003



<sup>1</sup>Circumstance at scene of incident for officers feloniously killed does not include "All other."

<sup>2</sup>The 72 deaths that resulted from the events of September 11, 2001, are not included in this figure.

<sup>3</sup>Due to rounding, the percentages may not add to 100.0.

**Table 16****Law Enforcement Officers Feloniously Killed**

Circumstance at Scene of Incident, 1994-2003

<i>Circumstance</i>	<i>Total</i>	<i>1994</i>	<i>1995</i>	<i>1996</i>	<i>1997</i>	<i>1998</i>	<i>1999</i>	<i>2000</i>	<i>2001<sup>1</sup></i>	<i>2002</i>	<i>2003</i>
<b>Total</b>	<b>616</b>	<b>79</b>	<b>74</b>	<b>61</b>	<b>70</b>	<b>61</b>	<b>42</b>	<b>51</b>	<b>70</b>	<b>56</b>	<b>52</b>
<b>Disturbance calls</b>	<b>98</b>	8	8	4	14	16	7	8	14	9	10
Bar fights, person with firearm, etc.	41	4	2	1	3	7	6	4	5	4	5
Family quarrels	57	4	6	3	11	9	1	4	9	5	5
<b>Arrest situations</b>	<b>187</b>	33	21	26	22	16	12	12	24	10	11
Burglaries in progress/pursuing burglary suspects	23	4	4	3	5	0	0	3	3	0	1
Robberies in progress/pursuing robbery suspects	64	17	7	12	11	3	4	1	4	4	1
Drug-related matters	36	4	4	3	1	7	2	3	8	3	1
Attempting other arrests	64	8	6	8	5	6	6	5	9	3	8
<b>Civil disorders (mass disobedience, riot, etc.)</b>	<b>0</b>	0	0	0	0	0	0	0	0	0	0
<b>Handling, transporting, custody of prisoners</b>	<b>20</b>	1	4	0	3	4	2	2	2	0	2
<b>Investigating suspicious persons/circumstances</b>	<b>96</b>	15	17	13	10	6	7	6	8	8	6
<b>Ambush situations</b>	<b>100</b>	8	14	6	12	10	6	10	10	15	9
Entrapment/premeditation	37	1	6	2	5	4	4	2	3	4	6
Unprovoked attacks	63	7	8	4	7	6	2	8	7	11	3
<b>Handling mentally deranged persons</b>	<b>14</b>	4	1	1	1	0	0	0	3	4	0
<b>Traffic pursuits/stops</b>	<b>101</b>	10	9	11	8	9	8	13	9	10	14

<sup>1</sup>The 72 deaths that resulted from the events of September 11, 2001, are not included in this table.**Table 17****Law Enforcement Officers Feloniously Killed in Traffic Pursuits/Stops**

Activity at Scene of Incident, 1994-2003

<i>Activity</i>	<i>Total</i>	<i>1994</i>	<i>1995</i>	<i>1996</i>	<i>1997</i>	<i>1998</i>	<i>1999</i>	<i>2000</i>	<i>2001</i>	<i>2002</i>	<i>2003</i>
<b>Total</b>	<b>101</b>	<b>10</b>	<b>9</b>	<b>11</b>	<b>8</b>	<b>9</b>	<b>8</b>	<b>13</b>	<b>9</b>	<b>10</b>	<b>14</b>
<b>Contacted radio dispatcher prior to attack</b>	<b>77</b>	8	7	11	7	8	6	9	6	6	9
<b>Activity of victim</b>											
Approaching offender(s)	30	4	4	2	3	2	2	3	3	2	5
Returning to police unit	2	0	0	1	0	0	0	0	0	1	0
Interviewing offender(s) in police unit	2	1	0	0	0	0	0	0	0	1	0
Interviewing offender(s) at offender's vehicle	8	2	2	1	0	0	0	2	0	0	1
Searching offender(s)	1	0	0	0	0	0	0	0	0	1	0
Searching offender's vehicle	1	0	0	1	0	0	0	0	0	0	0
Making arrest/handcuffing	10	0	0	2	3	0	3	1	1	0	0
Engaging in foot pursuit	7	1	0	1	1	0	0	1	0	2	1
Engaging in vehicle pursuit	2	0	0	0	0	0	0	0	1	0	1
Other	35	2	3	2	1	7	3	5	4	3	5
Activity not reported	3	0	0	1	0	0	0	1	0	0	1

**Table 18****Law Enforcement Officers Feloniously Killed**

Circumstance at Scene of Incident by Region, 2003

<i>Circumstance</i>	<i>Total</i>	<i>Northeast</i>	<i>Midwest</i>	<i>South</i>	<i>West</i>	<i>U.S. Territories</i>
<b>Total</b>	<b>52</b>	<b>3</b>	<b>8</b>	<b>28</b>	<b>13</b>	<b>0</b>
<b>Disturbance calls</b>	<b>10</b>	0	4	3	3	0
Bar fights, person with firearm, etc.	5	0	3	2	0	0
Family quarrels	5	0	1	1	3	0
<b>Arrest situations</b>	<b>11</b>	0	1	9	1	0
Burglaries in progress/pursuing burglary suspects	1	0	0	1	0	0
Robberies in progress/pursuing robbery suspects	1	0	0	1	0	0
Drug-related matters	1	0	0	1	0	0
Attempting other arrests	8	0	1	6	1	0
<b>Civil disorders (mass disobedience, riot, etc.)</b>	<b>0</b>	0	0	0	0	0
<b>Handling, transporting, custody of prisoners</b>	<b>2</b>	0	0	2	0	0
<b>Investigating suspicious persons/circumstances</b>	<b>6</b>	0	0	3	3	0
<b>Ambush situations</b>	<b>9</b>	2	2	4	1	0
Entrapment/premeditation	6	2	1	3	0	0
Unprovoked attacks	3	0	1	1	1	0
<b>Handling mentally deranged persons</b>	<b>0</b>	0	0	0	0	0
<b>Traffic pursuits/stops</b>	<b>14</b>	1	1	7	5	0

**Table 19****Law Enforcement Officers Feloniously Killed**

Circumstance at Scene of Incident by Region, 1994-2003

<i>Circumstance</i>	<i>Total</i>	<i>Northeast</i>	<i>Midwest</i>	<i>South</i>	<i>West</i>	<i>U.S. Territories</i>
<b>Total</b>	<b>616</b>	<b>57</b>	<b>113</b>	<b>275</b>	<b>130</b>	<b>41</b>
<b>Disturbance calls</b>	<b>98</b>	2	19	46	28	3
Bar fights, person with firearm, etc.	41	2	11	18	8	2
Family quarrels	57	0	8	28	20	1
<b>Arrest situations</b>	<b>187</b>	22	32	78	35	20
Burglaries in progress/pursuing burglary suspects	23	3	5	9	4	2
Robberies in progress/pursuing robbery suspects	64	11	9	19	11	14
Drug-related matters	36	2	5	19	8	2
Attempting other arrests	64	6	13	31	12	2
<b>Civil disorders (mass disobedience, riot, etc.)</b>	<b>0</b>	0	0	0	0	0
<b>Handling, transporting, custody of prisoners</b>	<b>20</b>	0	3	13	3	1
<b>Investigating suspicious persons/circumstances</b>	<b>96</b>	15	22	30	25	4
<b>Ambush situations</b>	<b>100</b>	9	15	54	12	10
Entrapment/premeditation	37	4	5	22	4	2
Unprovoked attacks	63	5	10	32	8	8
<b>Handling mentally deranged persons</b>	<b>14</b>	2	1	8	3	0
<b>Traffic pursuits/stops</b>	<b>101</b>	7	21	46	24	3

NOTE: The 72 deaths that resulted from the events of September 11, 2001, are not included in this table.

**Table 20****Law Enforcement Officers Feloniously Killed**

Circumstance at Scene of Incident by Type of Assignment, 2003

Circumstance	Total	2-Officer vehicle	1-Officer vehicle		Foot patrol		Other <sup>1</sup>		Off duty
			Alone	Assisted	Alone	Assisted	Alone	Assisted	
<b>Total</b>	<b>52</b>	<b>5</b>	<b>24</b>	<b>12</b>	<b>0</b>	<b>0</b>	<b>1</b>	<b>8</b>	<b>2</b>
<b>Disturbance calls</b>	<b>10</b>	1	4	5	0	0	0	0	0
Bar fights, person with firearm, etc.	5	1	1	3	0	0	0	0	0
Family quarrels	5	0	3	2	0	0	0	0	0
<b>Arrest situations</b>	<b>11</b>	2	2	0	0	0	0	6	1
Burglaries in progress/pursuing burglary suspects	1	0	0	0	0	0	0	0	1
Robberies in progress/pursuing robbery suspects	1	0	1	0	0	0	0	0	0
Drug-related matters	1	0	1	0	0	0	0	0	0
Attempting other arrests	8	2	0	0	0	0	0	6	0
<b>Civil disorders (mass disobedience, riot, etc.)</b>	<b>0</b>	0	0	0	0	0	0	0	0
<b>Handling, transporting, custody of prisoners</b>	<b>2</b>	0	2	0	0	0	0	0	0
<b>Investigating suspicious persons/circumstances</b>	<b>6</b>	0	4	1	0	0	1	0	0
<b>Ambush situations</b>	<b>9</b>	1	4	2	0	0	0	2	0
Entrapment/premeditation	6	1	2	1	0	0	0	2	0
Unprovoked attacks	3	0	2	1	0	0	0	0	0
<b>Handling mentally deranged persons</b>	<b>0</b>	0	0	0	0	0	0	0	0
<b>Traffic pursuits/stops</b>	<b>14</b>	1	8	4	0	0	0	0	1

<sup>1</sup>Includes detectives, officers on special assignments, undercover officers, and officers on other types of assignments that are not listed.**Table 21****Law Enforcement Officers Feloniously Killed in Traffic Pursuits/Stops**

Activity at Scene of Incident by Type of Assignment, 2003

Activity	Total	2-Officer vehicle	1-Officer vehicle		Foot patrol		Other <sup>1</sup>		Off duty
			Alone	Assisted	Alone	Assisted	Alone	Assisted	
<b>Total</b>	<b>14</b>	<b>1</b>	<b>8</b>	<b>4</b>	<b>0</b>	<b>0</b>	<b>0</b>	<b>0</b>	<b>1</b>
<b>Contacted radio dispatcher prior to attack</b>	<b>9</b>	1	5	2	0	0	0	0	1
<b>Activity of victim</b>									
Approaching offender(s)	5	0	3	2	0	0	0	0	0
Returning to police unit	0	0	0	0	0	0	0	0	0
Interviewing offender(s) in police unit	0	0	0	0	0	0	0	0	0
Interviewing offender(s) at offender's vehicle	1	0	1	0	0	0	0	0	0
Searching offender(s)	0	0	0	0	0	0	0	0	0
Searching offender's vehicle	0	0	0	0	0	0	0	0	0
Making arrest/handcuffing	0	0	0	0	0	0	0	0	0
Engaging in foot pursuit	1	1	0	0	0	0	0	0	0
Engaging in vehicle pursuit	1	0	1	0	0	0	0	0	0
Other	5	0	2	2	0	0	0	0	1
Activity not reported	1	0	1	0	0	0	0	0	0

<sup>1</sup>Includes detectives, officers on special assignments, undercover officers, and officers on other types of assignments that are not listed.

**Table 22****Law Enforcement Officers Feloniously Killed**

Circumstance at Scene of Incident by Type of Assignment, 1994-2003

<i>Circumstance</i>	<i>Total</i>	<i>2-Officer vehicle</i>	<i>1-Officer vehicle</i>		<i>Foot patrol</i>		<i>Other<sup>1</sup></i>		<i>Off duty</i>
			<i>Alone</i>	<i>Assisted</i>	<i>Alone</i>	<i>Assisted</i>	<i>Alone</i>	<i>Assisted</i>	
<b>Total</b>	<b>616</b>	<b>78</b>	<b>195</b>	<b>132</b>	<b>6</b>	<b>4</b>	<b>35</b>	<b>91</b>	<b>75</b>
<b>Disturbance calls</b>	<b>98</b>	14	30	36	0	0	3	6	9
Bar fights, person with firearm, etc.	41	6	8	19	0	0	1	2	5
Family quarrels	57	8	22	17	0	0	2	4	4
<b>Arrest situations</b>	<b>187</b>	25	32	37	0	4	5	52	32
Burglaries in progress/pursuing burglary suspects	23	3	8	5	0	0	1	2	4
Robberies in progress/pursuing robbery suspects	64	8	12	14	0	2	0	5	23
Drug-related matters	36	4	3	1	0	2	4	21	1
Attempting other arrests	64	10	9	17	0	0	0	24	4
<b>Civil disorders (mass disobedience, riot, etc.)</b>	<b>0</b>	0	0	0	0	0	0	0	0
<b>Handling, transporting, custody of prisoners</b>	<b>20</b>	2	11	1	0	0	3	3	0
<b>Investigating suspicious persons/circumstances</b>	<b>96</b>	13	39	11	3	0	5	11	14
<b>Ambush situations</b>	<b>100</b>	12	25	14	3	0	16	12	18
Entrapment/premeditation	37	4	11	5	1	0	4	4	8
Unprovoked attacks	63	8	14	9	2	0	12	8	10
<b>Handling mentally deranged persons</b>	<b>14</b>	0	2	8	0	0	0	4	0
<b>Traffic pursuits/stops</b>	<b>101</b>	12	56	25	0	0	3	3	2

<sup>1</sup>Includes detectives, officers on special assignments, undercover officers, and officers on other types of assignments that are not listed.

NOTE: The 72 deaths that resulted from the events of September 11, 2001, are not included in this table.

**Table 23****Law Enforcement Officers Feloniously Killed in Traffic Pursuits/Stops**

Activity at Scene of Incident by Type of Assignment, 1994-2003

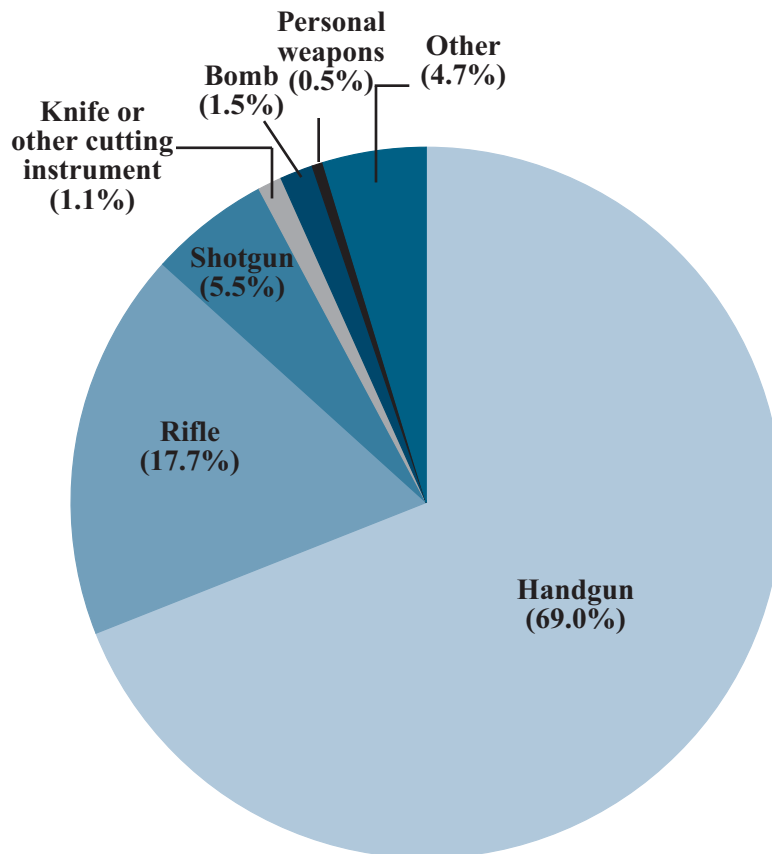
<i>Activity</i>	<i>Total</i>	<i>2-Officer vehicle</i>	<i>1-Officer vehicle</i>		<i>Foot patrol</i>		<i>Other<sup>1</sup></i>		<i>Off duty</i>
			<i>Alone</i>	<i>Assisted</i>	<i>Alone</i>	<i>Assisted</i>	<i>Alone</i>	<i>Assisted</i>	
<b>Total</b>	<b>101</b>	<b>12</b>	<b>56</b>	<b>25</b>	<b>0</b>	<b>0</b>	<b>3</b>	<b>3</b>	<b>2</b>
<b>Contacted radio dispatcher prior to attack</b>	<b>77</b>	10	42	20	0	0	3	1	1
<b>Activity of victim</b>									
Approaching offender(s)	30	6	14	7	0	0	0	2	1
Returning to police unit	2	0	2	0	0	0	0	0	0
Interviewing offender(s) in police unit	2	0	2	0	0	0	0	0	0
Interviewing offender(s) at offender's vehicle	8	0	8	0	0	0	0	0	0
Searching offender(s)	1	0	1	0	0	0	0	0	0
Searching offender's vehicle	1	0	1	0	0	0	0	0	0
Making arrest/handcuffing	10	0	6	3	0	0	1	0	0
Engaging in foot pursuit	7	1	4	1	0	0	1	0	0
Engaging in vehicle pursuit	2	0	1	1	0	0	0	0	0
Other	35	5	14	13	0	0	1	1	1
Activity not reported	3	0	3	0	0	0	0	0	0

<sup>1</sup>Includes detectives, officers on special assignments, undercover officers, and officers on other types of assignments that are not listed.

**Table 24****Law Enforcement Officers Feloniously Killed**

Type of Weapon, 1994-2003

<i>Weapon</i>	<i>Total</i>	<i>1994</i>	<i>1995</i>	<i>1996</i>	<i>1997</i>	<i>1998</i>	<i>1999</i>	<i>2000</i>	<i>2001<sup>1</sup></i>	<i>2002</i>	<i>2003</i>
<b>Total</b>	<b>616</b>	<b>79</b>	<b>74</b>	<b>61</b>	<b>70</b>	<b>61</b>	<b>42</b>	<b>51</b>	<b>70</b>	<b>56</b>	<b>52</b>
<b>Firearm</b>	<b>568</b>	<b>78</b>	<b>62</b>	<b>57</b>	<b>68</b>	<b>58</b>	<b>41</b>	<b>47</b>	<b>61</b>	<b>51</b>	<b>45</b>
Handgun	<b>425</b>	<b>66</b>	<b>43</b>	<b>50</b>	<b>50</b>	<b>40</b>	<b>25</b>	<b>33</b>	<b>46</b>	<b>38</b>	<b>34</b>
Rifle	<b>109</b>	<b>8</b>	<b>14</b>	<b>6</b>	<b>12</b>	<b>17</b>	<b>11</b>	<b>10</b>	<b>11</b>	<b>10</b>	<b>10</b>
Shotgun	<b>34</b>	<b>4</b>	<b>5</b>	<b>1</b>	<b>6</b>	<b>1</b>	<b>5</b>	<b>4</b>	<b>4</b>	<b>3</b>	<b>1</b>
<b>Knife or other cutting instrument</b>	<b>7</b>	<b>0</b>	<b>2</b>	<b>1</b>	<b>1</b>	<b>1</b>	<b>0</b>	<b>1</b>	<b>0</b>	<b>1</b>	<b>0</b>
<b>Bomb</b>	<b>9</b>	<b>0</b>	<b>8</b>	<b>0</b>	<b>0</b>	<b>1</b>	<b>0</b>	<b>0</b>	<b>0</b>	<b>0</b>	<b>0</b>
<b>Personal weapons</b>	<b>3</b>	<b>0</b>	<b>0</b>	<b>1</b>	<b>1</b>	<b>0</b>	<b>0</b>	<b>0</b>	<b>1</b>	<b>0</b>	<b>0</b>
<b>Other</b>	<b>29</b>	<b>1</b>	<b>2</b>	<b>2</b>	<b>0</b>	<b>1</b>	<b>1</b>	<b>3</b>	<b>8</b>	<b>4</b>	<b>7</b>

<sup>1</sup>The 72 deaths that resulted from the events of September 11, 2001, are not included in this table.**Figure 6**Law Enforcement Officers Feloniously Killed  
Weapon Distribution, 1994-2003<sup>1</sup><sup>1</sup>The 72 deaths that resulted from the events of September 11, 2001, are not included in this figure.

**Table 25****Law Enforcement Officers Feloniously Killed**

State and Agency by Type of Weapon, 2003

<i>State</i>						
<i>Agency</i>	<i>Total</i>	<i>Handgun</i>	<i>Rifle</i>	<i>Shotgun</i>	<i>Other</i>	<i>(Detail)</i>
<b>Total</b>	<b>52</b>	<b>34</b>	<b>10</b>	<b>1</b>	<b>7</b>	
<b>ALABAMA</b>	<b>3</b>	<b>3</b>	<b>0</b>	<b>0</b>	<b>0</b>	
Fayette	2	2	0	0	0	
Grant	1	1	0	0	0	
<b>ALASKA</b>	<b>1</b>	<b>1</b>	<b>0</b>	<b>0</b>	<b>0</b>	
Kenai	1	1	0	0	0	
<b>ARIZONA</b>	<b>1</b>	<b>1</b>	<b>0</b>	<b>0</b>	<b>0</b>	
Tucson	1	1	0	0	0	
<b>CALIFORNIA</b>	<b>6</b>	<b>3</b>	<b>1</b>	<b>0</b>	<b>2</b>	
Burbank	1	1	0	0	0	
Los Angeles County	1	0	1	0	0	
Oceanside	1	1	0	0	0	
Pittsburg	1	1	0	0	0	
Riverside County	1	0	0	0	1	(police baton)
San Diego	1	0	0	0	1	(vehicle)
<b>FLORIDA</b>	<b>2</b>	<b>1</b>	<b>1</b>	<b>0</b>	<b>0</b>	
Broward County	1	1	0	0	0	
Pasco County	1	0	1	0	0	
<b>GEORGIA</b>	<b>1</b>	<b>1</b>	<b>0</b>	<b>0</b>	<b>0</b>	
Fulton County Police	1	1	0	0	0	
<b>HAWAII</b>	<b>1</b>	<b>1</b>	<b>0</b>	<b>0</b>	<b>0</b>	
Honolulu	1	1	0	0	0	
<b>INDIANA</b>	<b>3</b>	<b>3</b>	<b>0</b>	<b>0</b>	<b>0</b>	
Mishawaka	2	2	0	0	0	
State Police, Lowell	1	1	0	0	0	
<b>KENTUCKY</b>	<b>1</b>	<b>0</b>	<b>0</b>	<b>0</b>	<b>1</b>	
Department of Fish and Wildlife Resources, Frankfort	1	0	0	0	1	(vehicle)
<b>LOUISIANA</b>	<b>3</b>	<b>1</b>	<b>2</b>	<b>0</b>	<b>0</b>	
Alexandria	2	0	2	0	0	
Evangeline Parish	1	1	0	0	0	
<b>MICHIGAN</b>	<b>1</b>	<b>0</b>	<b>1</b>	<b>0</b>	<b>0</b>	
State Police, Newaygo	1	0	1	0	0	
<b>MONTANA</b>	<b>1</b>	<b>1</b>	<b>0</b>	<b>0</b>	<b>0</b>	
Blaine County	1	1	0	0	0	
<b>NEBRASKA</b>	<b>1</b>	<b>1</b>	<b>0</b>	<b>0</b>	<b>0</b>	
Omaha	1	1	0	0	0	
<b>NEW JERSEY</b>	<b>1</b>	<b>1</b>	<b>0</b>	<b>0</b>	<b>0</b>	
Fair Lawn	1	1	0	0	0	
<b>NEW YORK</b>	<b>2</b>	<b>2</b>	<b>0</b>	<b>0</b>	<b>0</b>	
New York	2	2	0	0	0	
<b>NORTH CAROLINA</b>	<b>2</b>	<b>1</b>	<b>0</b>	<b>1</b>	<b>0</b>	
Avery County	1	0	0	1	0	
Randolph County	1	1	0	0	0	
<b>OHIO</b>	<b>1</b>	<b>1</b>	<b>0</b>	<b>0</b>	<b>0</b>	
Youngstown	1	1	0	0	0	



**Table 25****Law Enforcement Officers Feloniously Killed**

State and Agency by Type of Weapon, 2003—Continued

<i>State</i>						
<i>Agency</i>	<i>Total</i>	<i>Handgun</i>	<i>Rifle</i>	<i>Shotgun</i>	<i>Other</i>	<i>(Detail)</i>
<b>OKLAHOMA</b>	<b>1</b>	1	0	0	0	
Highway Patrol, Lawton	1	1	0	0	0	
<b>SOUTH CAROLINA</b>	<b>3</b>	1	2	0	0	
Abbeville County	1	0	1	0	0	
Abbeville County Magistrate	1	0	1	0	0	
Greenville County	1	1	0	0	0	
<b>TENNESSEE</b>	<b>3</b>	1	0	0	2	
Memphis	1	1	0	0	0	
Mt. Juliet	1	0	0	0	1	(vehicle)
Wilson County	1	0	0	0	1	(vehicle)
<b>TEXAS</b>	<b>2</b>	1	0	0	1	
Friona	1	0	0	0	1	(vehicle)
Houston	1	1	0	0	0	
<b>UTAH</b>	<b>1</b>	0	1	0	0	
Garfield County	1	0	1	0	0	
<b>VIRGINIA</b>	<b>7</b>	6	0	0	1	
Chesterfield County Police	1	1	0	0	0	
Christiansburg	1	1	0	0	0	
Greene County	1	1	0	0	0	
Norfolk	1	1	0	0	0	
Richmond	1	1	0	0	0	
State Police, Richmond	1	0	0	0	1	(vehicle)
Virginia Beach	1	1	0	0	0	
<b>WASHINGTON</b>	<b>2</b>	2	0	0	0	
Chelan County	1	1	0	0	0	
Federal Way Department of Public Safety	1	1	0	0	0	
<b>WISCONSIN</b>	<b>2</b>	0	2	0	0	
Adams County	1	0	1	0	0	
Green Lake County	1	0	1	0	0	

**Table 26****Law Enforcement Officers Feloniously Killed**

Region by Type of Weapon, 2003

<i>Region</i>	<i>Total</i>	<i>Total</i>				<i>Knife or</i>			<i>Personal</i>	<i>Other</i>
		<i>firearms</i>	<i>Handgun</i>	<i>Rifle</i>	<i>Shotgun</i>	<i>other cutting</i>	<i>Bomb</i>	<i>weapons</i>		
<b>Total</b>	<b>52</b>	<b>45</b>	<b>34</b>	<b>10</b>	<b>1</b>	<b>0</b>	<b>0</b>	<b>0</b>	<b>7</b>	
Northeast	3	3	3	0	0	0	0	0	0	
Midwest	8	8	5	3	0	0	0	0	0	
South	28	23	17	5	1	0	0	0	5	
West	13	11	9	2	0	0	0	0	2	
U.S. Territories	0	0	0	0	0	0	0	0	0	

**Table 27****Law Enforcement Officers Feloniously Killed**

Region by Type of Weapon, 1994-2003

<i>Region</i>	<i>Total</i>	<i>Total</i>	<i>Handgun</i>	<i>Rifle</i>	<i>Shotgun</i>	<i>Knife or</i>			<i>Other</i>
						<i>firearms</i>	<i>other cutting</i>	<i>Bomb</i>	
<b>Total</b>	<b>616</b>	<b>568</b>	<b>425</b>	<b>109</b>	<b>34</b>	<b>7</b>	<b>9</b>	<b>3</b>	<b>29</b>
Northeast	57	53	43	7	3	2	0	0	2
Midwest	113	105	79	21	5	2	0	0	6
South	275	247	182	45	20	2	9	1	16
West	130	123	86	31	6	1	0	2	4
U.S. Territories	41	40	35	5	0	0	0	0	1

NOTE: The 72 deaths that resulted from the events of September 11, 2001, are not included in this table.

**Table 28****Law Enforcement Officers Feloniously Killed**

Circumstance at Scene of Incident by Type of Weapon, 2003

<i>Circumstance</i>	<i>Total</i>	<i>Total</i>				<i>Knife or</i>			<i>Personal</i>	<i>Other</i>
		<i>firearms</i>	<i>Handgun</i>	<i>Rifle</i>	<i>Shotgun</i>	<i>other cutting</i>	<i>Bomb</i>	<i>weapons</i>		
<b>Total</b>	<b>52</b>	<b>45</b>	<b>34</b>	<b>10</b>	<b>1</b>	<b>0</b>	<b>0</b>	<b>0</b>	<b>7</b>	
<b>Disturbance calls</b>	<b>10</b>	<b>9</b>	<b>7</b>	<b>2</b>	<b>0</b>	<b>0</b>	<b>0</b>	<b>0</b>	<b>1</b>	
Bar fights, person with firearm, etc.	5	5	4	1	0	0	0	0	0	
Family quarrels	5	4	3	1	0	0	0	0	1	
<b>Arrest situations</b>	<b>11</b>	<b>11</b>	<b>8</b>	<b>3</b>	<b>0</b>	<b>0</b>	<b>0</b>	<b>0</b>	<b>0</b>	
Burglaries in progress/pursuing burglary suspects	1	1	1	0	0	0	0	0	0	
Robberies in progress/pursuing robbery suspects	1	1	1	0	0	0	0	0	0	
Drug-related matters	1	1	1	0	0	0	0	0	0	
Attempting other arrests	8	8	5	3	0	0	0	0	0	
<b>Civil disorders (mass disobedience, riot, etc.)</b>	<b>0</b>	<b>0</b>	<b>0</b>	<b>0</b>	<b>0</b>	<b>0</b>	<b>0</b>	<b>0</b>	<b>0</b>	
<b>Handling, transporting, custody of prisoners</b>	<b>2</b>	<b>2</b>	<b>2</b>	<b>0</b>	<b>0</b>	<b>0</b>	<b>0</b>	<b>0</b>	<b>0</b>	
<b>Investigating suspicious persons/circumstances</b>	<b>6</b>	<b>6</b>	<b>5</b>	<b>1</b>	<b>0</b>	<b>0</b>	<b>0</b>	<b>0</b>	<b>0</b>	
<b>Ambush situations</b>	<b>9</b>	<b>9</b>	<b>5</b>	<b>3</b>	<b>1</b>	<b>0</b>	<b>0</b>	<b>0</b>	<b>0</b>	
Entrapment/premeditation	6	6	3	2	1	0	0	0	0	
Unprovoked attacks	3	3	2	1	0	0	0	0	0	
<b>Handling mentally deranged persons</b>	<b>0</b>	<b>0</b>	<b>0</b>	<b>0</b>	<b>0</b>	<b>0</b>	<b>0</b>	<b>0</b>	<b>0</b>	
<b>Traffic pursuits/stops</b>	<b>14</b>	<b>8</b>	<b>7</b>	<b>1</b>	<b>0</b>	<b>0</b>	<b>0</b>	<b>0</b>	<b>6</b>	

**Table 29****Law Enforcement Officers Feloniously Killed**

Circumstance at Scene of Incident by Type of Weapon, 1994-2003

<i>Circumstance</i>	<i>Total</i>	<i>Total</i>					<i>Knife or</i>		<i>Personal</i>	<i>Other</i>
		<i>firearms</i>	<i>Handgun</i>	<i>Rifle</i>	<i>Shotgun</i>	<i>other cutting</i>	<i>Bomb</i>	<i>weapons</i>		
<b>Total</b>	<b>616</b>	<b>568</b>	<b>425</b>	<b>109</b>	<b>34</b>	<b>7</b>	<b>9</b>	<b>3</b>	<b>29</b>	
<b>Disturbance calls</b>	<b>98</b>	93	55	22	16	2	0	0	3	
Bar fights, person with firearm, etc.	<b>41</b>	41	23	8	10	0	0	0	0	
Family quarrels	<b>57</b>	52	32	14	6	2	0	0	3	
<b>Arrest situations</b>	<b>187</b>	183	147	27	9	0	0	1	3	
Burglaries in progress/pursuing burglary suspects	<b>23</b>	21	17	3	1	0	0	1	1	
Robberies in progress/pursuing robbery suspects	<b>64</b>	63	56	5	2	0	0	0	1	
Drug-related matters	<b>36</b>	35	30	5	0	0	0	0	1	
Attempting other arrests	<b>64</b>	64	44	14	6	0	0	0	0	
<b>Civil disorders (mass disobedience, riot, etc.)</b>	<b>0</b>	0	0	0	0	0	0	0	0	
<b>Handling, transporting, custody of prisoners</b>	<b>20</b>	20	20	0	0	0	0	0	0	
<b>Investigating suspicious persons/circumstances</b>	<b>96</b>	89	78	9	2	2	1	1	3	
<b>Ambush situations</b>	<b>100</b>	89	56	28	5	1	8	0	2	
Entrapment/premeditation	<b>37</b>	34	16	15	3	1	2	0	0	
Unprovoked attacks	<b>63</b>	55	40	13	2	0	6	0	2	
<b>Handling mentally deranged persons</b>	<b>14</b>	13	8	3	2	1	0	0	0	
<b>Traffic pursuits/stops</b>	<b>101</b>	81	61	20	0	1	0	1	18	

NOTE: The 72 deaths that resulted from the events of September 11, 2001, are not included in this table.

**Table 30****Law Enforcement Officers Feloniously Killed with Firearms**

Number Slain by Type of Firearm and Size of Ammunition, 1994-2003

<i>Firearm</i>											
<i>Ammunition</i>	<i>Total</i>	<i>1994</i>	<i>1995</i>	<i>1996</i>	<i>1997</i>	<i>1998</i>	<i>1999</i>	<i>2000</i>	<i>2001</i>	<i>2002</i>	<i>2003</i>
<b>Total</b>	<b>568</b>	<b>78</b>	<b>62</b>	<b>57</b>	<b>68</b>	<b>58</b>	<b>41</b>	<b>47</b>	<b>61</b>	<b>51</b>	<b>45</b>
<b>Handgun</b>	<b>425</b>	66	43	50	50	40	25	33	46	38	34
.22 Caliber	26	5	1	4	3	4	1	4	1	2	1
.25 Caliber	17	2	3	3	2	3	1	1	1	1	0
.32 Caliber	9	0	1	1	4	1	0	0	1	1	0
.32-20 Caliber	1	0	0	0	0	0	0	1	0	0	0
.357 Magnum	28	1	3	5	3	3	2	1	4	3	3
.38 Caliber	57	12	6	6	11	6	4	4	2	3	3
.380 Caliber	39	6	6	6	3	1	0	3	5	4	5
.40 Caliber	41	2	3	2	4	1	2	5	5	7	10
.41 Magnum	1	0	0	0	0	0	0	0	0	1	0
.44 Magnum	13	3	3	1	0	1	0	1	2	0	2
.45 Caliber	38	2	4	3	4	5	1	4	6	4	5
.455 Caliber	1	1	0	0	0	0	0	0	0	0	0
.50 Caliber	1	0	0	0	0	0	0	0	1	0	0
7.62x25 Millimeter	1	0	0	0	0	0	0	0	0	1	0
9 Millimeter	129	26	12	11	13	14	12	8	17	11	5
9x18 Millimeter	1	0	0	1	0	0	0	0	0	0	0
10 Millimeter	1	0	0	0	0	0	1	0	0	0	0
Size not reported	21	6	1	7	3	1	1	1	1	0	0
<b>Rifle</b>	<b>109</b>	8	14	6	12	17	11	10	11	10	10
.22 Caliber	3	1	0	0	1	0	0	0	1	0	0
.223 Caliber	23	2	1	2	3	8	1	3	1	0	2
.25-06 Caliber	2	0	0	0	0	0	0	0	0	2	0
.270 Caliber	2	0	0	0	0	0	1	1	0	0	0
.30 Caliber	13	1	0	1	3	1	0	2	2	2	1
.30-06 Caliber	3	1	0	1	0	0	0	0	1	0	0
.30-30 Caliber	7	0	1	2	0	0	0	3	0	1	0
.300 Caliber	1	0	0	0	0	0	0	0	0	0	1
.308 Caliber	3	2	1	0	0	0	0	0	0	0	0
.44 Magnum	1	0	0	0	0	0	0	0	0	1	0
7 Millimeter	3	0	0	0	0	0	0	0	0	0	3
7.62x39 Millimeter	44	1	10	0	5	6	9	1	6	3	3
7.62x54R Millimeter	2	0	1	0	0	1	0	0	0	0	0
Size not reported	2	0	0	0	0	1	0	0	0	1	0
<b>Shotgun</b>	<b>34</b>	4	5	1	6	1	5	4	4	3	1
.410 Gauge	1	1	0	0	0	0	0	0	0	0	0
12 Gauge	27	3	4	0	4	1	5	3	4	2	1
16 Gauge	1	0	0	0	1	0	0	0	0	0	0
20 Gauge	3	0	0	1	1	0	0	1	0	0	0
Size not reported	2	0	1	0	0	0	0	0	0	1	0

**Table 31****Law Enforcement Officers Feloniously Killed with Firearms**

Distance Between Victim Officer and Offender, 1994-2003

<i>Distance in feet</i>	<i>Total</i>	<i>1994</i>	<i>1995</i>	<i>1996</i>	<i>1997</i>	<i>1998</i>	<i>1999</i>	<i>2000</i>	<i>2001</i>	<i>2002</i>	<i>2003</i>
<b>Total</b>	<b>568</b>	<b>78</b>	<b>62</b>	<b>57</b>	<b>68</b>	<b>58</b>	<b>41</b>	<b>47</b>	<b>61</b>	<b>51</b>	<b>45</b>
0 - 5	286	43	28	31	36	26	19	25	29	25	24
6 - 10	122	21	16	14	11	7	9	6	17	9	12
11 - 20	60	7	6	6	9	8	4	4	5	8	3
21 - 50	47	4	7	3	7	8	3	4	5	3	3
Over 50	43	3	5	3	5	7	5	5	3	4	3
Distance not reported	10	0	0	0	0	2	1	3	2	2	0

**Table 32****Law Enforcement Officers Feloniously Killed with Firearms**

Number Slain While Wearing Body Armor by Type of Firearm and Size of Ammunition, 1994-2003

<i>Firearm</i>	<i>Ammunition</i>	<i>Total</i>	<i>1994</i>	<i>1995</i>	<i>1996</i>	<i>1997</i>	<i>1998</i>	<i>1999</i>	<i>2000</i>	<i>2001</i>	<i>2002</i>	<i>2003</i>
<b>Total</b>		<b>318</b>	<b>35</b>	<b>32</b>	<b>31</b>	<b>27</b>	<b>34</b>	<b>27</b>	<b>29</b>	<b>38</b>	<b>34</b>	<b>31</b>
<b>Handgun</b>		<b>228</b>	<b>27</b>	<b>21</b>	<b>29</b>	<b>20</b>	<b>20</b>	<b>17</b>	<b>19</b>	<b>29</b>	<b>23</b>	<b>23</b>
	.22 Caliber	8	2	0	1	1	0	1	2	1	0	0
	.25 Caliber	11	1	2	2	1	2	1	1	1	0	0
	.32 Caliber	6	0	1	1	2	1	0	0	1	0	0
	.357 Magnum	18	0	1	3	0	3	2	1	3	3	2
	.38 Caliber	24	3	4	3	4	2	3	1	0	2	2
	.380 Caliber	21	4	2	4	2	1	0	1	1	3	3
	.40 Caliber	29	2	2	1	2	0	1	5	2	6	8
	.41 Magnum	1	0	0	0	0	0	0	0	0	1	0
	.44 Magnum	7	2	1	1	0	0	0	1	2	0	0
	.45 Caliber	25	0	3	3	3	3	1	2	4	3	3
	.455 Caliber	1	1	0	0	0	0	0	0	0	0	0
	.50 Caliber	1	0	0	0	0	0	0	0	1	0	0
	7.62x25 Millimeter	1	0	0	0	0	0	0	0	0	1	0
	9 Millimeter	64	10	5	5	5	7	7	4	12	4	5
	9x18 Millimeter	1	0	0	1	0	0	0	0	0	0	0
	Size not reported	10	2	0	4	0	1	1	1	1	0	0
<b>Rifle</b>		<b>71</b>	<b>7</b>	<b>9</b>	<b>2</b>	<b>5</b>	<b>13</b>	<b>7</b>	<b>6</b>	<b>6</b>	<b>8</b>	<b>8</b>
	.22 Caliber	1	1	0	0	0	0	0	0	0	0	0
	.223 Caliber	16	2	0	0	1	6	1	3	1	0	2
	.25-06 Caliber	1	0	0	0	0	0	0	0	0	1	0
	.30 Caliber	8	1	0	0	2	1	0	1	1	2	0
	.30-06 Caliber	2	1	0	1	0	0	0	0	0	0	0
	.30-30 Caliber	4	0	1	1	0	0	0	1	0	1	0
	.300 Caliber	1	0	0	0	0	0	0	0	0	0	1
	.308 Caliber	1	1	0	0	0	0	0	0	0	0	0
	.44 Magnum	1	0	0	0	0	0	0	0	0	1	0
	7 Millimeter	2	0	0	0	0	0	0	0	0	0	2
	7.62x39 Millimeter	33	1	8	0	2	5	6	1	4	3	3
	7.62x54R Millimeter	1	0	0	0	0	1	0	0	0	0	0
	Size not reported	0	0	0	0	0	0	0	0	0	0	0
<b>Shotgun</b>		<b>19</b>	<b>1</b>	<b>2</b>	<b>0</b>	<b>2</b>	<b>1</b>	<b>3</b>	<b>4</b>	<b>3</b>	<b>3</b>	<b>0</b>
	12 Gauge	16	1	2	0	1	1	3	3	3	2	0
	20 Gauge	2	0	0	0	1	0	0	1	0	0	0
	Size not reported	1	0	0	0	0	0	0	0	0	1	0

**Table 33****Law Enforcement Officers Feloniously Killed with Firearms**

Location of Fatal Firearm Wounds and Use of Body Armor, 1994-2003

<i>Location</i>	<i>Total</i>	<i>1994</i>	<i>1995</i>	<i>1996</i>	<i>1997</i>	<i>1998</i>	<i>1999</i>	<i>2000</i>	<i>2001</i>	<i>2002</i>	<i>2003</i>
<b>Total</b>	<b>568</b>	<b>78</b>	<b>62</b>	<b>57</b>	<b>68</b>	<b>58</b>	<b>41</b>	<b>47</b>	<b>61</b>	<b>51</b>	<b>45</b>
Front head	201	22	18	15	22	17	18	22	30	21	16
Rear head	79	12	10	12	9	11	6	2	4	8	5
Front upper torso	229	35	23	23	30	23	13	21	23	18	20
Rear upper torso	36	4	5	3	6	3	4	2	4	2	3
Front below waist	16	4	5	2	1	2	0	0	0	1	1
Rear below waist	7	1	1	2	0	2	0	0	0	1	0
Location not reported	0	0	0	0	0	0	0	0	0	0	0
<b>Wearing body armor</b>	<b>318</b>	<b>35</b>	<b>32</b>	<b>31</b>	<b>27</b>	<b>34</b>	<b>27</b>	<b>29</b>	<b>38</b>	<b>34</b>	<b>31</b>
Front head	131	13	12	12	7	10	11	17	22	16	11
Rear head	50	9	8	7	3	6	5	2	2	5	3
Front upper torso	108	9	9	11	13	12	8	8	13	10	15
Rear upper torso	17	2	1	1	3	2	3	2	1	1	1
Front below waist	8	2	1	0	1	2	0	0	0	1	1
Rear below waist	4	0	1	0	0	2	0	0	0	1	0
Location not reported	0	0	0	0	0	0	0	0	0	0	0

**Table 34****Law Enforcement Officers Feloniously Killed with Firearms**

Point of Entry for Torso Wounds and Use of Body Armor, 1994-2003

<i>Point of entry</i>	<i>Total</i>	<i>1994</i>	<i>1995</i>	<i>1996</i>	<i>1997</i>	<i>1998</i>	<i>1999</i>	<i>2000</i>	<i>2001</i>	<i>2002</i>	<i>2003</i>
<b>Total</b>	<b>125</b>	<b>11</b>	<b>10</b>	<b>12</b>	<b>16</b>	<b>14</b>	<b>11</b>	<b>10</b>	<b>14</b>	<b>11</b>	<b>16</b>
Entered between side panels of vest	17	4	2	4	2	1	0	1	1	1	1
Entered through armhole or shoulder area of vest	35	2	3	2	2	1	6	5	8	3	3
Entered above vest (front or back of neck, collarbone vest)	41	4	2	4	9	6	2	3	3	3	5
Entered below vest (abdominal or lower back area)	13	0	1	1	0	3	0	1	1	3	3
Penetrated vest	19	1	2	1	3	3	3	0	1	1	4

**Table 35****Law Enforcement Officers Feloniously Killed with Firearms**

Type of Firearm and Size of Ammunition that Penetrated Body Armor, 1994-2003

<i>Firearm</i>	<i>Total</i>	<i>1994</i>	<i>1995</i>	<i>1996</i>	<i>1997</i>	<i>1998</i>	<i>1999</i>	<i>2000</i>	<i>2001</i>	<i>2002</i>	<i>2003</i>
<b>Total</b>	<b>19</b>	<b>1</b>	<b>2</b>	<b>1</b>	<b>3</b>	<b>3</b>	<b>3</b>	<b>0</b>	<b>1</b>	<b>1</b>	<b>4</b>
<b>Handgun</b>	<b>0</b>	<b>0</b>	<b>0</b>	<b>0</b>	<b>0</b>	<b>0</b>	<b>0</b>	<b>0</b>	<b>0</b>	<b>0</b>	<b>0</b>
<b>Rifle</b>	<b>19</b>	<b>1</b>	<b>2</b>	<b>1</b>	<b>3</b>	<b>3</b>	<b>3</b>	<b>0</b>	<b>1</b>	<b>1</b>	<b>4</b>
.223 Caliber	4	1	0	0	1	0	0	0	0	0	2
.30 Caliber	2	0	0	0	1	1	0	0	0	0	0
.30-30 Caliber	2	0	0	1	0	0	0	0	0	1	0
.300 Caliber	1	0	0	0	0	0	0	0	0	0	1
7 Millimeter	1	0	0	0	0	0	0	0	0	0	1
7.62x39 Millimeter	9	0	2	0	1	2	3	0	1	0	0
<b>Shotgun</b>	<b>0</b>	<b>0</b>	<b>0</b>	<b>0</b>	<b>0</b>	<b>0</b>	<b>0</b>	<b>0</b>	<b>0</b>	<b>0</b>	<b>0</b>

**Table 36****Law Enforcement Officers Feloniously Killed**

Profile of Known Assailants, Age Groups, 1994-2003

<i>Known assailants</i>	<i>Total</i>	<i>1994</i>	<i>1995</i>	<i>1996</i>	<i>1997</i>	<i>1998</i>	<i>1999</i>	<i>2000</i>	<i>2001<sup>1</sup></i>	<i>2002</i>	<i>2003</i>
<b>Total</b>	<b>748</b>	<b>114</b>	<b>93</b>	<b>85</b>	<b>70</b>	<b>77</b>	<b>49</b>	<b>65</b>	<b>76</b>	<b>61</b>	<b>58</b>
<b>Age (years)</b>											
Under 18	70	18	17	7	3	11	3	4	2	2	3
18 - 24	284	39	31	37	24	27	24	21	34	23	24
25 - 30	152	24	14	23	18	17	10	12	10	11	13
31 - 40	118	15	17	6	13	11	10	9	14	12	11
Over 40	104	13	11	10	12	11	2	15	10	13	7
Age not reported	20	5	3	2	0	0	0	4	6	0	0
<b>Average years of age</b>	<b>29</b>	<b>27</b>	<b>27</b>	<b>27</b>	<b>30</b>	<b>27</b>	<b>27</b>	<b>32</b>	<b>29</b>	<b>32</b>	<b>29</b>

<sup>1</sup>The 14 known assailants involved in the events of September 11, 2001, are not included in this table.**Table 37****Law Enforcement Officers Feloniously Killed**

Profile of Known Assailants, Race and Sex, 1994-2003

<i>Known assailants</i>	<i>Total</i>	<i>1994</i>	<i>1995</i>	<i>1996</i>	<i>1997</i>	<i>1998</i>	<i>1999</i>	<i>2000</i>	<i>2001<sup>1</sup></i>	<i>2002</i>	<i>2003</i>
<b>Total</b>	<b>748</b>	<b>114</b>	<b>93</b>	<b>85</b>	<b>70</b>	<b>77</b>	<b>49</b>	<b>65</b>	<b>76</b>	<b>61</b>	<b>58</b>
<b>Race</b>											
White	407	60	50	34	32	45	27	44	47	37	31
Black	292	46	38	39	31	24	19	20	25	24	26
Asian/Pacific Islander	15	2	2	3	4	2	0	0	2	0	0
American Indian/Alaskan Native	15	1	2	2	3	3	2	0	1	0	1
Race not reported	19	5	1	7	0	3	1	1	1	0	0
<b>Sex</b>											
Male	721	105	85	84	70	76	47	63	75	59	57
Female	22	5	7	1	0	1	2	2	1	2	1
Sex not reported	5	4	1	0	0	0	0	0	0	0	0

<sup>1</sup>The 14 known assailants involved in the events of September 11, 2001, are not included in this table.**Table 38****Law Enforcement Officers Feloniously Killed**

Profile of Known Assailants, 5- and 10-Year Averages, 1984-2003

<i>Known assailants</i>	<i>2003</i>	<i>5-year averages</i>		<i>10-year averages</i>	
		<i>1994-1998</i>	<i>1999-2003</i>	<i>1984-1993</i>	<i>1994-2003</i>
<b>Average</b>					
Age (years)	29	28	30	28	29
Height	5'10"	5'9"	5'10"	5'9"	5'10"

NOTE: The 14 known assailants involved in the events of September 11, 2001, are not included in this table.

**Table 39****Law Enforcement Officers Feloniously Killed**

Profile of Known Assailants, Status at Time of Incident, 1994-2003

<i>Known assailants</i>	<i>Total</i>	<i>1994</i>	<i>1995</i>	<i>1996</i>	<i>1997</i>	<i>1998</i>	<i>1999</i>	<i>2000</i>	<i>2001<sup>1</sup></i>	<i>2002</i>	<i>2003</i>
<b>Total</b>	<b>748</b>	<b>114</b>	<b>93</b>	<b>85</b>	<b>70</b>	<b>77</b>	<b>49</b>	<b>65</b>	<b>76</b>	<b>61</b>	<b>58</b>
<b>On parole or probation</b>	<b>167</b>	19	17	27	19	9	14	15	14	15	18
<b>Known to agency as</b>											
User of controlled substance	<b>113</b>	13	16	12	21	9	3	9	11	10	9
Dealer of controlled substance	<b>118</b>	22	10	11	10	11	11	8	11	9	15
Possessor of controlled substance	<b>38</b>	2	10	3	6	4	0	1	2	4	6
<b>Under influence of controlled substance</b>	<b>68</b>	9	11	6	5	7	2	5	6	10	7
<b>Intoxicated/under influence of alcohol</b>	<b>75</b>	7	10	9	7	10	6	7	10	4	5
<b>Known to agency as having prior mental disorders</b>	<b>48</b>	5	9	4	6	5	2	3	8	2	4
<b>Relationship between victim and assailant</b>											
Through law enforcement	<b>113</b>	16	20	6	18	8	6	10	13	11	5
Through non-law enforcement	<b>16</b>	0	3	1	0	3	4	3	0	1	1
No known relationship	<b>606</b>	94	67	78	52	63	37	52	63	49	51
Relationship not reported	<b>13</b>	4	3	0	0	3	2	0	0	0	1

<sup>1</sup>The 14 known assailants involved in the events of September 11, 2001, are not included in this table.**Table 40****Law Enforcement Officers Feloniously Killed**

Profile of Known Assailants, Criminal History, 1994-2003

<i>Known assailants</i>	<i>Total</i>	<i>1994</i>	<i>1995</i>	<i>1996</i>	<i>1997</i>	<i>1998</i>	<i>1999</i>	<i>2000</i>	<i>2001<sup>1</sup></i>	<i>2002</i>	<i>2003</i>
<b>Total</b>	<b>748</b>	<b>114</b>	<b>93</b>	<b>85</b>	<b>70</b>	<b>77</b>	<b>49</b>	<b>65</b>	<b>76</b>	<b>61</b>	<b>58</b>
<b>Prior criminal arrest</b>	<b>521</b>	62	62	48	54	54	41	53	52	48	47
<b>Convicted on prior criminal charge</b>	<b>383</b>	41	38	42	50	34	29	29	42	36	42
<b>Received juvenile conviction on prior criminal charge</b>	<b>76</b>	6	4	6	5	12	5	1	13	8	16
<b>Received parole or probation on prior criminal charge</b>	<b>291</b>	35	31	31	32	23	22	25	32	31	29
<b>Prior arrest for</b>											
Crime of violence	<b>264</b>	45	43	28	21	18	16	25	22	18	28
Murder	<b>23</b>	4	1	1	1	5	1	4	1	2	3
Drug law violation	<b>253</b>	26	34	22	30	27	20	14	25	28	27
Assaulting an officer or resisting arrest	<b>153</b>	25	20	11	11	7	19	11	19	10	20
Weapons violation	<b>230</b>	40	28	27	24	17	18	20	20	19	17

<sup>1</sup>The 14 known assailants involved in the events of September 11, 2001, are not included in this table.



**Table 41****Law Enforcement Officers Feloniously Killed**

Disposition of Known Assailants, 1992-2001

<i>Disposition</i>	<i>1992- 1996</i>	<i>1997- 2001<sup>1</sup></i>	<i>1992- 2001<sup>1</sup></i>
<b>Total</b>	<b>479</b>	<b>337</b>	<b>816</b>
<b>Fugitives</b>	8	3	11
<b>Arrested and charged</b>	377	252	629
Guilty of murder	270	162	432
Received death sentence	63	42	105
Received life imprisonment	122	93	215
Received prison terms (ranging from 1.5 years to 396 years)	85	27	112
Guilty of lesser offense related to murder	34	25	59
Guilty of crime other than murder	18	13	31
Acquitted/dissmissed/nolle prossed	33	12	45
Indeterminate charge and sentence	4	0	4
Committed to psychiatric institution	8	5	13
Case pending/disposition unknown	6	32	38
Died in custody prior to sentencing	4	3	7
<b>Deceased</b>	94	82	176
Justifiably killed	58	45	103
by victim officer	14	9	23
by person(s) other than victim officer	44	36	80
Committed suicide	31	33	64
Murdered while at large	1	0	1
Died under other circumstances	4	4	8

<sup>1</sup>The 14 known assailants involved in the events of September 11, 2001, are not included in this table.



# Summaries of Felonious Incidents

## ALABAMA

Two officers from the Fayette Police Department were shot and killed at 5 a.m. on the morning of June 7 while processing a suspect arrested for possession of stolen property. Earlier that morning, a 55-year-old veteran patrol officer, with 26 years of law enforcement experience, had made a traffic stop. He requested a check of the vehicle's tags and was informed that the vehicle was possibly stolen. The officer was joined by a Fayette Police Department corporal, also a veteran with nearly 10 years of experience, and the two officers took the suspect into custody. While being processed at the station, the suspect began a struggle with the patrol officer and seized the officer's .40-caliber semiautomatic service weapon. The suspect shot the officer twice, once in the lower front torso below his protective vest and once, fatally, in the side of the head. The 40-year-old corporal who had assisted the officer was also shot three times. He was wounded in the upper back above his body armor, in the neck, and mortally in the front of the head. The station dispatcher was also shot and killed during the struggle. The suspect fled the station in the patrol officer's police cruiser with the weapon. He was apprehended 3 hours later in Lauderdale County, Mississippi, by officers of the Fayette Police Department and Lauderdale County sheriff's deputies. The 18-year-old suspect was charged with six counts of Capital Murder.

The chief of the Grant Police Department was shot and killed at 10:08 a.m. on August 15 while attempting an arrest. The chief was assisting other officers who were picking up from a residence a juvenile who

had failed to appear in court. At the residence, the 48-year-old chief and three other officers spoke to the homeowner and proceeded to a back bedroom, calling out to the wanted juvenile. As the chief entered the center of the bedroom, the wanted youth opened fire from his hiding place in a closet with a .45-caliber semiautomatic handgun, fatally striking the 29-year veteran of law enforcement in the front of the head. The wanted juvenile and a second juvenile, who also shot from the closet with a .45-caliber semiautomatic handgun, fired three or four rounds. As a second officer entered the room, he returned fire, striking the juvenile who shot the chief. A third officer returned fire from the doorway, helping to suppress additional shots from the subjects. Both juveniles, who were known drug users and dealers, were under the influence of narcotics at the time of the incident. The wanted suspect, a 17-year-old on conditional release and pending criminal prosecution at the time of the incident, was hospitalized for two injuries. He was arrested after being released from the hospital on September 5. The other 17-year-old, who was found hiding in the closet and uninjured, was arrested at the scene. Both youths were charged with Capital Murder-Murder of a Police Officer.

## ALASKA

About 8:18 p.m. on December 25, a 43-year-old senior patrol officer with the Kenai Police Department was shot and killed after stopping a vehicle to investigate a suspicious situation. Alaska State Troopers had requested the Kenai Police Department to be on the lookout for a vehicle being driven in an erratic manner. The troopers expressed concern for the safety of the female passenger in the vehicle,

who had appeared to be frightened. In response to the request, the patrol officer, who had more than 18 years of experience, drove past the Kenai residence of the vehicle's driver and reported that the vehicle was not there. However, he spotted the vehicle a few minutes later and followed it back to the house, reporting to his dispatcher that he was stopping behind the vehicle, which was in the driveway. A few minutes later, he radioed for assistance. Then he approached the driver and his female passenger. The driver's 21-year-old girlfriend asked to be allowed to remove two dogs from the back seat of the vehicle and take them into the house, and the officer agreed. After the woman left, the man became agitated and verbally abusive. The patrol officer put the driver up against the house and attempted to handcuff him, but the man began to fight violently. Somehow, during a fight in knee-deep snow, he obtained the patrol officer's .45-caliber semiautomatic duty weapon and shot the officer twice. The officer's protective jacket deflected the first shot; however, the second bullet entered the back of his head, killing him instantly. Responding officers found the victim's body lying in the snow and the alleged shooter locked in the house with his girlfriend. Police were able to make an opportunity for the woman to exit the premises, and then they entered into a 5-hour standoff with the suspect, who ultimately surrendered peacefully to police. The 33-year-old man was charged with First-Degree Murder and four counts of Assault.

## ARIZONA

Shortly before 4 p.m. on May 26, a Tucson police officer began investigating a hit-and-run incident. The evidence trail led him to a nearby apartment residence.

Another officer arrived at that location approximately the same time, just as the suspect ran from the apartment. The first officer, a 40-year-old veteran with nearly 13 years of experience, took up a foot pursuit. The second officer drove ahead of the suspect's flight path and stopped his vehicle in a position to intercept him. When he saw a man with a handgun in the front yard of a residence a short distance down the block, the second officer gave chase, caught the man, and placed him under arrest. Meanwhile, a local resident had called emergency services to report an officer down. Responding officers discovered the victim's body lying in a yard near the point where the second officer intercepted the suspect. The victim officer had suffered two gunshot wounds from a .38-caliber revolver, one to his head and a fatal shot to his torso below his protective vest. The 33-year-old suspect, who was on conditional release pending criminal prosecution, was charged with First-Degree Murder.

## CALIFORNIA

A 46-year-old inspector with the Pittsburg Police Department was shot and killed on April 15 shortly after 11 a.m. while investigating a homicide. The 23-year law enforcement veteran was investigating a murder that had taken place the previous week. He had made arrangements with the owner of the house where the murder occurred to collect additional evidence from the scene. The owner did not live at the residence, so the inspector believed that the house was vacant. When the inspector entered the house, a man fired eight shots from a .40-caliber semiautomatic handgun at him. The bullets struck the inspector in the chest, neck, and fatally in the front of the head. The man fled the scene. Investigators in the victim officer's

death identified a 40-year-old suspect, a man who had an extensive criminal record including Assault With a Deadly Weapon on a Police Officer. Law enforcement officers tracked the suspect to another county through interviews and surveillance of his relatives. On April 17, when officers attempted to arrest him, he shot at them. In an exchange of gunfire, an officer shot and killed the suspect. Investigators later determined that the offender was also responsible for the murder from the previous week.

A 45-year-old Riverside County Sheriff's deputy was beaten to death when he responded to a domestic disturbance call at 9:45 a.m. on May 13. The veteran officer, who had nearly 23 years of law enforcement service, had been assigned back-up duty but arrived at the scene in La Quinta just ahead of the deputy who had been dispatched as the primary officer. The call for service had been initiated by the parents of a mentally disturbed man who was creating a problem in the home. When the deputy arrived, he immediately became involved in a verbal and physical altercation with the son, and removed his police side-handle baton in an effort to gain control of the situation. However, the subject, who was considerably larger than the deputy, struggled with the officer, knocking him to the ground and rendering him unconscious. The individual then picked up the baton and struck the deputy, who was wearing body armor, several times in the back of his head. At that point, the primary deputy arrived on the scene, and the son immediately attempted to attack him. The attacker refused verbal commands to drop the baton and charged the officer, who fired two shots at the 24-year-old man and mortally wounded him. The victim deputy died later that day.

An officer with the Oceanside Police Department was shot and killed while making a traffic stop about 5 p.m. on June 13. The 27-year-old officer, with a little over a year of experience, approached a vehicle he had stopped in a parking lot and asked the driver for his license. The man replied that he did not have one, and he then apparently produced a 9 mm semiautomatic handgun and fired three rounds at the victim officer, wounding him. The officer returned fire and shot the suspect in the leg. The man, who was under the influence of narcotics at the time of the incident, exited his car and continued to fire at the now prostrate officer. The suspect then pistol-whipped the officer and, taking the officer's 9 mm semiautomatic service weapon, shot the officer with his own firearm. The victim officer was wounded in the front upper chest, rear lower back, and fatally in the neck above his protective vest. The suspect then fled in the officer's patrol vehicle, which he later abandoned. Officers found the 28-year-old male at a relative's residence. After a stand off of several hours, SWAT officers arrested the alleged shooter without further incident. He was charged with Murder.

On June 26 approximately 12:20 p.m., a 38-year-old police officer with the San Diego Police Department was killed while attempting to make a traffic stop. The officer saw the driver of a construction truck cross over a divider and exit the freeway going against traffic. The officer, who was pursuing the suspect on a police motorcycle, followed the suspect northbound onto downtown streets where the suspect's truck struck another vehicle. During the pursuit, the dispatcher advised the officer that the truck was stolen. According to witnesses, the driver of the truck abruptly turned the vehicle around in the middle of an intersection

and accelerated southbound. The officer pulled his motorcycle over to the curb, out of the path of the oncoming truck. However, the suspect crossed to the officer's side of the street, jumped the sidewalk, straddled the curb, and drove directly at the officer. The veteran officer, who had nearly 13 years of law enforcement experience, attempted to dismount the motorcycle and move to safety, but the truck struck the victim officer and the motorcycle head-on. The driver then fled the scene in the truck. The victim officer suffered several severe injuries from the impact. He was transported to a local hospital, and a short time later he was pronounced dead from severe head trauma. The suspect drove approximately twelve blocks from the scene of the murder and abandoned the truck after he had struck at least five vehicles in three separate hit-and-run incidents that severely damaged the stolen truck. He walked away on foot. However, area residents flagged down responding officers and identified the driver. The officers arrested the man after an intense struggle. The 37-year-old male, who was a recently discharged parolee and had a history of violent crimes including Battery, Robbery, Burglary, Theft, and Exhibiting a Firearm, was transported to a local hospital where he was evaluated and released. The man was charged with Murder, Taking a Vehicle without Owner's Consent, and Hit and Run Resulting in Death or Injury. He had a history of mental illness, and family members later told investigators that recently he had been living on the street.

On August 2 about 11:45 a.m., a 46-year-old deputy with the Los Angeles County Sheriff's Department was shot to death in an ambush in a remote area of the county. The veteran officer, who had just over 12 years of law enforcement experience,

was patrolling a sparsely populated region near Llano. At 11:40 a.m. he radioed a request for a license plate check on a vehicle belonging to a local resident. Minutes later, dispatchers heard gunshots over the deputy's radio and immediately sent assisting units to the scene. Apparently, as the officer approached the man's dwelling, the man opened fire on him with a .223-caliber semiautomatic rifle, striking the officer in his head and neck and also in his chest and stomach area. Several rounds from the powerful rifle penetrated the deputy's body armor; however, the officer managed to fire three rounds before succumbing to his injuries. The assailant tied the deputy's body to the rear of his vehicle and dragged him approximately one half mile away from the scene. The man then returned to his residence where he was observed packing his vehicle with some of his personal items. Before leaving, the suspect took several items from the victim deputy's patrol car, including the radio, a 9 mm service weapon, and a revolver. When the responding officers arrived at the scene, their investigation led them to the suspect's abandoned vehicle approximately 2 ½ miles from the dwelling where the deputy had been shot. The investigators found evidence in the vehicle linking the man to the deputy's murder. Six days later, officers located the alleged assailant in a deserted residence 4 miles west of the shooting scene. A SWAT Team set up a perimeter around the location, and after a 10-hour standoff, the man began shooting at the deputies. During the shootout, the structure caught fire, and the suspect died in the blaze. Investigators found the 52-year-old man's body at the scene as well as the gun used in the victim officer's murder. The alleged assailant, who was on probation at the time of the incident, was known to be hostile toward law

enforcement personnel and had been arrested previously for Battery on a Peace Officer and Assault with a Deadly Weapon.

A 26-year-old police officer with the Burbank Police Department was shot and killed around 6:30 p.m. on November 15 as he responded to a call for back up from another officer who had initiated a traffic stop. This initial officer was investigating persons in a vehicle parked behind a local hotel known for frequent drug activity. Because of the dark conditions and the suspect vehicle's tinted windows, the investigating officer turned on both of his vehicle's spotlights before approaching the vehicle. The officer obtained the driver's information and then requested backup. When the backup officer arrived, the driver of the vehicle exited and shot at the initial officer. Two bullets struck him; one hit the right side of his head, and the other hit his protective vest in the stomach area. The officer was able to fire two rounds at the driver. The backup officer, who had 10 months of law enforcement experience, exited his vehicle and also shot at the driver from the rear of the suspect's vehicle. Bullets from both officers' guns struck and fatally wounded the driver, a 25-year-old male whose only known prior arrest was for Taking Vehicle Without Owner's Consent/Vehicle Theft. The passenger exited the vehicle and fired approximately 25 rounds from two handguns at the officer who had taken cover behind the vehicle. The investigating officer was incapacitated from his injuries, but he fired at the passenger. During the exchange of gunfire, the passenger shot the backup officer, who was wearing protective armor, in the arms, in the rear below the waist, in the stomach, and fatally in the front below the waist, with a .380-

caliber semiautomatic handgun. The 19-year-old passenger, who had a prior arrest for Grand Theft: Firearm/Animal/etc., fled the scene but was arrested on November 27 and charged with Murder, Attempted Murder, and Bench Warrant-Taking Vehicle Without Owner's Consent/Vehicle Theft.

## FLORIDA

As he worked a nighttime uniformed security assignment at a car dealership in Pompano Beach, a 25-year-old deputy with the Broward County Sheriff's Office was killed at 12:40 a.m. on April 6 while attempting to thwart a larceny in progress at the establishment. Two individuals entered the car lot about 12:30 a.m. and broke into two sport utility vehicles by smashing the driver's side windows. The noise apparently alerted the deputy, who was in the showroom. As the deputy, who had nearly 2 years' experience in law enforcement, exited the building, he saw one of the individuals. One of the men shot at the deputy three times in rapid succession with a 9 mm semiautomatic handgun. Two of the bullets struck the deputy—his body armor stopped one round in the lower back, but he was fatally hit in the rear of the head. He was taken to a local hospital where he died. The suspects, a 25-year-old male and a 24-year-old male, fled the scene. After searching for the men, law enforcement authorities located them on April 10 sitting in a sport utility vehicle. Apparently instead of being arrested, the 25-year-old shot the 24-year-old in the face, killing him, then turned the gun on himself. Both men had prior arrests, and both were known narcotics users.

At 2 a.m. on June 1 a lieutenant with the Pasco County Sheriff's Office was shot and killed while conducting

surveillance. The 57-year-old veteran officer, with over 31 years of law enforcement experience, was in uniform sitting in his patrol car keeping watch on a night club in Iacoochee. Apparently, an assailant shot a .30-caliber rifle from an estimated 50 feet away through the lieutenant's car, striking him fatally in the back. Two days later a 19-year-old male was arrested after having been identified to law enforcement by a family member. The alleged shooter was charged with First-Degree Homicide.

## GEORGIA

A 26-year-old officer with the Fulton County Police Department was shot and killed during a traffic stop at 10 p.m. on April 22 in College Park. The officer, who had 2 years of law enforcement experience, was still in his vehicle when the suspect shot at the officer with a 9 mm semiautomatic handgun. At some point, the man apparently exited his vehicle and continued firing as he walked toward the officer's vehicle. The officer, who was wearing body armor, ducked down to the passenger side of the vehicle to avoid the first several shots, but was struck by a bullet in the back left shoulder and another in the back of his head. The offender then walked up to the car, placed the gun to the back of the officer's head and fired a final and fatal shot. The man dropped the gun and fled the scene. Investigators established a suspect through the gun's registration. The 26-year-old male, who had no prior criminal record, was arrested on April 27 in Florida and charged with Murder.

## HAWAII

A 40-year-old police officer with the Honolulu Police Department was shot and killed at 1 p.m. on March 4

while working undercover at a shopping center to locate a fugitive who was wanted for attempted murder. Acting on a tip that the wanted person was going to meet his girlfriend at a food establishment in Kapolei, two officers, including the 12-year-veteran police officer, surprised the suspect at the meeting place. They approached the man and grabbed his hands to arrest him. He pulled away from the officers as a third officer entered. The three officers tackled the man from behind and were attempting to take him to the ground when he pulled a .22-caliber handgun from the front of his waistband. As the suspect was falling, he reached around and fired at the victim officer. The officer was hit twice, once in the front lower torso and fatally in the front upper chest; he died at the scene. The other officers gained control of the 28-year-old alleged shooter, who was on probation at the time and had an extensive arrest record, and arrested him. He was taken to a medical facility where he was treated for a narcotics overdose. He was charged with First-Degree Murder, Attempted First-Degree Murder, Felon in Possession of a Firearm, and Felon in Possession of Ammunition.

## INDIANA

Two members of the Mishawaka Police Department were shot and killed just before 1 a.m. on December 13 while responding to a call involving shots fired. Arriving at the scene, they found that an armed robbery had also taken place. The 43-year-old corporal with over 14 years of law enforcement experience and the 27-year-old patrol officer with over 6 years of law enforcement experience approached the house where they thought the suspect had gone. After the robbery victim positively identified the subject, the officers, both wearing body armor,

approached the residence to make an arrest. The suspect shot the veteran corporal in the front of his head with a .40-caliber semiautomatic handgun, killing him at the scene. The shooter then fired on the patrol officer, striking him in the throat area. The victim officer died from the wound later that evening. As the 30-year-old suspect was retreating into the house, he was shot four times by a third officer at the scene. Despite his wounds, the suspect was able to make it back inside the house; a short time later he committed suicide.

A trooper with the Indiana State Police, Lowell detachment, was shot and killed on December 22 at 4:30 a.m. while responding to a call of a disabled vehicle. The 27-year-old trooper, with 3 years' law enforcement experience, had been dispatched to check on a stopped vehicle near an interstate in Lake County. The trooper spoke to the driver of the vehicle as the man was walking away from his car. The driver allegedly produced a .380-caliber semiautomatic handgun, shot the trooper in the front upper chest above his protective vest, and fled the area. A truck driver who had stopped to render assistance observed the fleeing suspect and directed an arriving trooper in the direction that the suspect had fled. The arriving trooper called to the suspect, who ignored commands to surrender. The man entered the cab of a second truck whose driver had stopped to give aid, not realizing that a shooting had just occurred. When the suspect failed to comply with verbal commands from the trooper and, instead, allegedly made threatening movements, the trooper shot the suspect. Both the victim trooper and the suspect were transported to the hospital where the officer died of his injuries. The 19-year-old suspect subsequently recovered and was charged with Murder.

## KENTUCKY

A 19-year veteran officer with the Kentucky Department of Fish and Wildlife Resources was killed in Fort Mitchell at 1:30 p.m. on May 19 while in pursuit of a fleeing vehicle. The 62-year-old officer was attempting to stop a vehicle when it collided with the officer's patrol vehicle and caused it to strike a retaining wall and roll over. The victim officer, who sustained head wounds, was pronounced dead at the scene of the crash. The 56-year-old suspect was charged with Manslaughter Second Degree and with Fleeing or Evading the Police First Degree.

## LOUISIANA

Two police officers, members of the Alexandria Police Department's Special Response Team (SRT), were shot and killed on February 20 during a tactical situation involving a high-risk entry. The SRT was activated to execute a search warrant on two houses on the same street. An investigation prior to the search revealed that the suspect was located in one of two houses. Further, he was in possession of a rifle and would likely engage the police in a gun battle. The SRT was split into two teams. Around 12:30 a.m. the team members began executing the search warrant. One team entered and cleared the first house. The second team, which included the victim officers, removed a piece of plywood from the front door frame of the second residence and began using a ram in an attempt to gain entry. When the team finally gained a slight opening in the door, the members were fired on by the 25-year-old suspect, who was inside the house with a 7.62x39 mm semiautomatic rifle. Two officers, who were wearing body armor, were shot and immediately fell. The first officer, 29 years old with nearly 3 years of law

enforcement experience, was mortally shot in the side of his head. The second officer, 26 years old with nearly 4 years of law enforcement experience, was shot in the neck/throat area. Both were transported to a nearby hospital. The first officer was pronounced dead on arrival, and the second officer died later during surgery. The suspect shot and wounded two other officers in the confrontation. The suspect, who was on probation and was a known drug dealer, user, and possessor, was justifiably killed.

A 32-year-old deputy with the Evangeline Parish Sheriff's Office was gunned down at 4:25 p.m. on April 16 in Mamou in an attempt to arrest an escapee from a local penal institution. Officers had received information regarding the escapee's location, and three officers went to the residence to arrest him. When they entered the home, one officer went to the left into a bedroom and bath area, and one remained in the living room. The third officer, who had 2 years of law enforcement experience, went to the right toward a room used for storage. The officer opened the door to the room and looked inside. After seeing no one, the officer stepped through the doorway. An individual jumped from behind a piece of furniture and fired a .380-caliber semiautomatic handgun, striking the officer fatally in the front upper chest. All of the officers, including the victim officer, exited the house where the victim collapsed in the front yard. The other officers attempted to reach him, but the 21-year-old suspect continued to fire at them, 11 times in all. The victim deputy died at the scene. After an hourlong standoff, the suspect—a known drug dealer with prior arrests for Resisting by Flight, Aggravated Battery, and drug-related offenses—exited the residence with the

weapon in his hand. Officers ordered him several times to drop the weapon and raise his hands. However, the suspect began backing into the residence, and officers shot and killed him.

## MICHIGAN

On July 6, officers from the Michigan State Police (MSP) and the Newaygo County Sheriff's Department attempted to serve an arrest warrant on a man who was accused of accosting children for immoral purposes. Officers from both agencies approached the suspect at the front door of his residence, but the man retreated inside the house, warning the officers that he was armed. The suspect, who was known to be a member of a local militia, barricaded himself inside the residence. The officers established a perimeter and called for assistance from the MSP's Emergency Support Team. When the team arrived, they attempted to convince the suspect to surrender. The man refused, and the negotiations continued into the next day. Approximately 12 hours after negotiations began, one of the officers attempted to provide the man with a telephone; however, he began firing at the officers from inside the residence. The officers stopped negotiations at this point, and the MSP's Emergency Support Team introduced chemical agents (tear gas) into the residence through windows on all four sides of the house. On July 7 about 3 p.m. and approximately 15 minutes after introducing the tear gas into the house, an eight-man MSP entry team, armed with ballistic shields, handguns, and other weapons, introduced a diversionary device into the residence and attempted to enter the house from the back door. As soon as the first four officers, who were wearing ballistic vests, helmets, and gas masks, entered through the door, they encountered a

barrage of gunfire from the suspect, but they were unable to establish the shooter's exact location. The remaining four members of the team were unable to enter because of the gunfire. When the four officers entered the dwelling, a 33-year-old trooper, who had more than 8 years of law enforcement experience, was struck in his right forearm. The victim officer dropped his weapon and the ballistic shield he was carrying and turned toward the direction of the gunfire. He was then shot in the rear lower and rear upper torso. One of the bullets passed through his protective vest and the other one struck him below the vest. The veteran trooper was also shot in the rear portion of the upper left leg, sustaining a total of four gunshot wounds. One of the officers fired a round at the shooter, but his gun jammed. During the gunfire, the officer with the malfunctioning firearm recovered the victim trooper and moved him toward safety while the remaining two team members covered them. The third officer, who was also carrying a shield, fired 13 rounds at the assailant, and the fourth officer fired 6 rounds as the first officer pulled the victim to safety through the back door. The exchange of gunfire lasted approximately 15 to 20 seconds. It was unknown at the time whether the shooter was injured during the exchange. After the four officers were outside and under cover, the victim officer was taken by an ambulance to a local hospital where he died a short time later from the wound in his upper back. One of the other three officers sustained a superficial gunshot wound to his shoulder for which he was treated; he returned to duty that same day. After examining the crime scene later, the officers believed that the shooter had been hiding between a wood burning stove and a large steel tool box approximately 6 to 10 feet from the door.

After the shooting incident, the MSP maintained a perimeter around the residence. Over the next 24 hours, they attempted to reestablish contact with the assailant but were unsuccessful. On July 8, at 4 p.m., the officers introduced several satchel charges that started a fire inside the dwelling. The structure burned to the ground, and after the fire was under control, the officers searched for the subject. The officers found several weapons, including the victim trooper's handgun, but the suspect had managed to flee from the scene.

The MSP and local law enforcement investigated many leads over the next several days in an attempt to locate the assailant. On July 13, officers found the suspect sleeping in a parked car at a residence near his house. The officers approached the man and ordered him to remain inside the vehicle and show his hands. However, the suspect, who had no prior history beyond traffic citations, exited the vehicle with a rifle pointed at the arresting officers. The officers shot and killed the 40-year-old man. The officers recovered at the scene the .223-caliber semiautomatic rifle believed to have been the one used to kill the victim trooper. An autopsy of the assailant revealed that all of his wounds were fresh. The investigators concluded that the suspect had not been injured during the exchange of gunfire with the MSP's Emergency Support Team on July 7.

## MONTANA

A 28-year-old deputy with the Blaine County Sheriff's Office was shot and killed on May 29 at 10:15 p.m. while responding to a domestic disturbance call. When dispatch received the call for service, the deputy who was working the shift was about 20 miles from the scene. The deputy requested that the dispatcher ask an off-duty deputy to respond to



the call in the town of Harlem. The responding deputy, who had 6 years of law enforcement service, went to the residence and approached the subject of the disturbance call, who left the premises on foot and ran across a nearby highway. The officer followed the man and had several encounters with him but was unable to handcuff him. At that point, the regular on-duty officer arrived to assist. First, he sprayed the suspect with pepper spray in an effort to subdue him. When this proved ineffective, he struck the man several times with an asp and forced him to the ground. Both deputies then seized him, but the man was able to grab the initial responding deputy's service weapon. He fired two rounds, hitting both deputies. The deputy who had first responded to the call was shot in the chest with his own .40-caliber semiautomatic handgun and died at the scene. His fellow officer was hit in the left forearm; the bullet exited his arm and ricocheted off his body armor. The alleged shooter, a 25-year-old male with a history of violent criminal offenses, was arrested at the scene and charged with Deliberate Homicide and Attempted Deliberate Homicide. The injured deputy returned to work 2 weeks after the incident.

## NEBRASKA

A 30-year-old sergeant of the Omaha Police Department died on September 19 as a result of a bullet wound he received on September 11 at 9:55 p.m. during a foot pursuit of an individual who had run from a traffic stop. On the evening of the incident, two officers conducted a traffic stop, during which the lone occupant of the vehicle fled on foot. The officers initiated a foot pursuit and called for additional help. Responding to the officers' call for assistance, the veteran sergeant, who had nearly 7 years'

law enforcement experience, and his patrol partner exited their cruiser within a block of the vacant vehicle and proceeded on foot toward it. Upon observing a man hiding in some bushes, the sergeant, who was wearing protective body armor, and his partner ordered the man to come out. However, the man fired a single shot from a .45-caliber semiautomatic handgun, hitting the sergeant in the front of the head. The alleged shooter, a known drug dealer with an extensive criminal record, then left the cover of the shrubbery. In an exchange of gunfire, the sergeant's partner, who remained unharmed, wounded the suspect. Both the victim sergeant and the 21-year-old suspect were transported to an area medical center. The suspect died the next day, and the sergeant died 8 days after the incident.

## NEW JERSEY

A 43-year-old police officer with the Fair Lawn Police Department was shot and killed following a traffic pursuit on April 17 at 10 p.m. The 18-year-veteran of law enforcement responded to a request for assistance from a Clifton police officer, who was pursuing two individuals in a speeding vehicle. The chase ended in Fair Lawn, when the driver lost control of his vehicle, and it came to a stop on the front lawn of a church. The passenger raised his hands and remained in the vehicle, but the driver fled on foot. He headed around the church, and the Clifton officer exited his vehicle and ran after him. The Fair Lawn officer arrived on the scene and drove behind the church, stopping her vehicle in the suspect's path. This maneuver enabled the Clifton officer to catch the man, tackle him, and hold him face down on the ground. However, the suspect immediately placed his hands underneath his body near his waist.

Despite several commands from the officer, the suspect refused to place his hands behind his back to be handcuffed. The Fairlawn officer approached the suspect and managed to pull his left arm out from under him. The Clifton officer started to spray the suspect with pepper spray, so the Fairlawn officer released the suspect's left hand to back away. The suspect then used his left hand to push himself up; he fired two shots from a .357 revolver that he was holding in his right hand. Both shots struck the Fair Lawn officer; one entered her stomach, and the fatal shot entered her neck above her protective vest. The suspect jumped to his feet and fired two shots at the Clifton officer, hitting him in the left leg and right arm. The injured officer returned fire as the suspect got into the Fair Lawn police car. As he raced from the scene, the suspect made a sharp turn and intentionally ran over the Fair Lawn officer as she tried to crawl to safety. The two officers were transported to a local hospital, where the Fair Lawn officer died that night. Investigation quickly identified a 23-year-old suspect, a known drug dealer with prior arrests on assault and weapon charges, who was on probation at the time of the incident. Sheriff's deputies in Sumter County, Florida, located the man on April 20. They shot and killed the suspect when he resisted arrest.

## NEW YORK

Two detectives with the New York City Police Department were murdered in Staten Island at 8 p.m. on March 10 in an unprovoked attack. The detectives were working undercover and conducting an illegal firearm purchase from the inside of an unmarked vehicle. The incident began with the first detective, 36 years old with nearly 6 years' experience, driving the vehicle, his partner, 34 years old with nearly

7 years' service, in the front passenger seat, and two individuals in the back seat. The detectives were carrying money to purchase a gun from their passengers. When the detective who was driving parked the vehicle to conclude the purchase, one of the men in the rear seat allegedly produced a .44-caliber revolver and shot the detective's partner, killing him with a single bullet to the side of the head. Apparently, the individual then put the gun to the rear of the driver's head, demanded the "gun buy" money, and shot him once in the back of the head, killing him. The suspects then pulled the officers' bodies from the car, took the 9 mm semiautomatic handgun belonging to the detective who was the driver, and stole the vehicle. After losing contact with the detectives, backup officers following the operation began to search for them. They discovered the victim officers lying in the middle of the street. Police located a 17-year-old, who was allegedly a passenger in the car, the detective's service weapon, and the stolen money several blocks from the scene of the incident. The individual was arrested the next day. On March 12, the police arrested the 20-year-old alleged shooter. Four other individuals, ranging in age from 18 to 21, were arrested for their alleged involvement with the murders; they were believed to have planned the killings, provided the weapon used, or witnessed the disposal of the murder weapon. All six were charged with Felony Murder.

## NORTH CAROLINA

On February 20, a 53-year-old lieutenant with the Avery County Sheriff's Office was shot and killed while responding to a disturbance call at a residence in Elk Park. Around 3 p.m. two lieutenants arrived at the residence where someone began firing at them. The victim lieutenant, who

had over 4 years of law enforcement experience, was shot in the side of the head with a 12-gauge pump shotgun and died at the scene. The other lieutenant who responded also sustained gunshot wounds; he was transported to a local hospital for treatment. After a standoff at the scene, a 51-year-old male was arrested and charged with First-Degree Murder and Attempted First-Degree Murder.

A deputy with the Randolph County Sheriff's Office was shot and killed during an attempted arrest shortly before 2 p.m. on April 27. The 41-year-old deputy with almost 4 years of law enforcement experience went to a residence with a deputy trainee to serve a domestic violence warrant. Wanting to obtain clothes and other items from the house, the wife of the man being served papers also accompanied the deputy. When they arrived at the house, the deputy and the wife went to the front door and the deputy trainee went to the back of the residence. The deputy knocked on the door. When no one answered, the deputy obtained the key from the wife and opened the door. The woman's husband confronted the deputy, and the two struggled for control of the deputy's .45-caliber semiautomatic handgun. Responding to a shout for assistance from the deputy, the deputy trainee ran to the front of the house and saw the two men struggling. Not realizing that they were fighting for control of the deputy's gun, the deputy trainee tried to grab one of the man's arms, but the man was able to gain control of the gun and pull away. He then fired three shots at the deputy, who was struck in the stomach, the neck, and fatally in the chest. The man then turned the gun toward the deputy trainee and pulled the trigger, but the gun misfired. The deputy trainee ran to the patrol car and took cover behind it. The man ran

to a car parked in front of the patrol car and took a position behind it. In an exchange of gunfire, the man shot the deputy trainee in the left arm and then returned to the residence. The deputy trainee entered his patrol car and called for assistance. When officers arrived at the scene, the suspect surrendered. The 36-year-old man, who had prior arrests on charges of Aggravated Sodomy/Kidnapping/Battery, Assault with a Deadly Weapon, Vehicle Theft, and Fugitive From Justice, was charged with First Degree Murder, Assault with a Deadly Weapon with Intent to Kill/Inflict Serious Injury, and Attempted Murder. The victim deputy was pronounced dead at the scene. The deputy trainee returned to duty the following month.

## OHIO

A 26-year-old patrol officer with the Youngstown Police Department was shot and killed in an attack about 2:30 a.m. on April 29. Approximately 12:40 a.m., two men were arguing outside a local bar when one of the men pulled out a gun and shot the other man. The shooter then borrowed a friend's car and fled the scene. The officer, with nearly 4 years of law enforcement experience, responded to the shooting, took a report, and obtained a description of the borrowed getaway car. The officer was on patrol around 2:30 a.m. when apparently he came upon what he thought was the vehicle driven by the alleged shooter. The officer stopped his car behind the vehicle at an intersection. He ran a license plate check on the vehicle, but before he received a response, the suspect exited his vehicle and walked back to the police car. The officer opened his door, but before he could react, the suspect shot the officer three times at close range with a .38-caliber revolver. Though the officer's

protective vest stopped one bullet, shots to the front and side of his head proved fatal. The suspect reentered the getaway vehicle and drove off, but abandoned it a short time later. Sources provided Youngstown Police Department with information that the man borrowed another car and drove to Florida. Local law enforcement officers in Clearwater, Florida, FBI Special Agents, and Deputy U.S. Marshals arrested the 30-year-old male at a hotel on April 30. The man, who was on parole and had prior arrests for Arson, Aggravated Menacing, Felonious Assault, and Escape, was charged with Aggravated Murder with Death Penalty Specifications.

## OKLAHOMA

A veteran trooper with the Oklahoma Highway Patrol was shot and killed with his service weapon shortly before 7 a.m. on December 26 while investigating a suspicious person in Devol. A newspaper delivery person notified the 35-year-old officer at his residence of an unconscious individual in a vehicle on a rural road. The officer, with nearly 7 years of law enforcement experience, was not scheduled to go on duty until later in the day, but he donned his uniform and went to investigate the matter. At 6:42 a.m., the trooper radioed dispatchers that he was investigating a vehicle with a male inside and that he could not see the vehicle's registration tag. As the trooper approached the vehicle, he saw chemicals commonly used to produce drugs. When he attempted to take the male into custody, they became involved in a violent physical struggle during which both men apparently lost their weapons. Though the officer was able to handcuff one of the suspect's arms, the suspect took the officer's weapon, a .357-caliber semiautomatic handgun, and shot him twice at close range fatally in the back of

the head. The victim officer died at the scene before backup officers found the trooper. The suspect fled the scene with the officer's weapon and was arrested following a 2-day manhunt by state and federal authorities. The 29-year-old suspect—who was known to possess, use, and deal drugs—was charged with Murder First Degree and Manufacture of a Controlled Substance.

## SOUTH CAROLINA

At 5:30 p.m., on August 17, a 24-year-old deputy with the Greenville County Sheriff's Office was shot and killed while investigating a suspicious person in Greenville. When an individual alerted the deputy that a burglary suspect was in a nearby trailer park, the deputy, who had over 2 years' law enforcement experience, requested assistance. He then proceeded in his patrol vehicle to the noted location, where he spotted the suspect in the parking lot. According to witnesses, the deputy approached the suspect and began to handcuff his right wrist. After struggling with the deputy, the suspect broke free and fled; a foot chase ensued. When the two came to a fence, the deputy apparently tried to use pepper spray on the suspect and then drew his service weapon, a .40-caliber semiautomatic handgun. Authorities believe that the suspect overpowered the deputy, took the handgun, and fatally shot the deputy in left side of head with the service weapon. The suspect then fled on foot. The 19-year-old male, who was a known drug user and under the influence of narcotics at the time of incident, committed suicide with the officer's service weapon when SWAT/Tracking Teams located him the following morning.

A sergeant with the Abbeville County Sheriff's Office and a constable

with the Abbeville County Magistrate Office were killed on December 8 while responding to a disturbance call at 9:15 a.m. and 9:45 a.m., respectively, in conjunction with a property dispute in Abbeville. Apparently, a man and his son were irate that a portion of their property was being used to widen the bordering highway, and they were known to have threatened to shoot any state highway authorities or responding law enforcement officers who came on their property. At the start of his shift on the morning of December 8, the 37-year-old sergeant was informed about the situation and was dispatched to the scene to accompany Department of Transportation officials to confront the disgruntled residents. Upon his arrival, the sergeant became involved in an altercation with the two men on the porch of the residence, so he called for assistance. During the altercation, one of the residents disarmed the sergeant and shot him with a 7 mm bolt-action rifle in the shoulder area that was unprotected by his body armor. The bullet mortally wounded the veteran officer, who had nearly 8 years of law enforcement service. The victim sergeant's body was then dragged inside the residence. Shortly thereafter, a 63-year-old constable arrived at the scene. The law enforcement veteran with nearly 7 years of experience exited his patrol vehicle and proceeded to discuss the situation with other responding deputies. Without warning, one of the suspects fired a 7 mm bolt-action rifle from inside the residence and fatally shot the constable in the back. The other deputies at the scene secured the area and called for additional assistance. Authorities from the Abbeville County Sheriff's Office, the Greenwood County Sheriff's Office, the State Law Enforcement Division, and the Greenville Resident Agency of the FBI's Columbia Field Division responded to

the scene. After a 14-hour standoff and hundreds of shots, one of the suspects, a 36-year-old male, surrendered; approximately 30 minutes later, the other suspect, a 74-year-old male, also surrendered after being wounded during the gunfire exchange. Both men were arrested and charged with two counts of Murder and Conspiracy. A female within the residence was also arrested and charged with Conspiracy Before the Fact of Murder.

## TENNESSEE

On July 9, shortly after 9:30 a.m., a 43-year-old sergeant with the Mt. Juliet Police Department and a 49-year-old deputy with the Wilson County Sheriff's Department were killed while attempting to assist other law enforcement officers in pursuit of a subject driving a stolen vehicle. Earlier that morning, officers with the Tennessee Highway Patrol discontinued a high-speed chase near Knoxville when the subject, who was wanted for a felony, struck a pursuing unit with the stolen vehicle in order to escape. Responding to the new report, units from the Wilson County Sheriff's Department became involved in a second pursuit on an interstate near Mt. Juliet. The sergeant from the local police department, who had more than 13 years of law enforcement experience, and the deputy from the county agency, who had more than 15 years of experience, deployed a spike strip in order to stop the stolen vehicle. When the driver of the stolen car neared the spike strip, she swerved and struck both officers, who were standing by their patrol cars on the shoulder of the road, killing them instantly. The driver of the stolen vehicle, a 21-year-old woman who was on probation and had several prior arrests including Motor Vehicle Theft, Criminal Impersonation, and Reckless Driving and Reckless

Endangerment, was under the influence of a controlled substance. She and a 33-year-old woman, who was also in the stolen vehicle, sustained injuries in the crash and were taken to a local hospital. The driver of the car was treated and released into the custody of law enforcement officers who transported her to a local jail. She was charged with two counts of Premeditated First-Degree Murder and two counts of Felony First-Degree Murder. The other woman remained in the hospital with a broken leg. Prosecutors did not charge the passenger of the vehicle with any crimes; she eventually provided information against the driver.

An officer of the Memphis Police Department was shot at 7:30 p.m., on August 27 while responding to a domestic disturbance call. Approximately 30 minutes prior to the incident, a man went to his girlfriend's apartment and began arguing with her. When the woman's sister arrived at the apartment just a few minutes later, she feared for her sister's safety and called 911. Allegedly, the man threatened to shoot somebody if either woman called 911, but the sister apparently managed to make the call and stay out of the man's way while she waited for help to arrive. At 7:20 p.m., the 34-year-old officer was the first to arrive on the scene. When he knocked on the apartment door, the man and his girlfriend left the bedroom where they had been arguing, and the man answered the door. The man's girlfriend stood in the hallway for a few seconds as both men pointed guns at each other, and the officer told the man not to move. The girlfriend then ran into the bathroom, got into the bathtub, and remained there as several gunshots were fired in the hallway. The man shot the 5-year veteran of law enforcement with a .357 magnum revolver two times in the side of the head and two times in

the shoulder area, outside the officer's protective vest. Later investigation revealed that the officer's ammunition clip apparently separated from his weapon, preventing him from shooting the suspect during the altercation. The suspect then went into the bathroom and shot his girlfriend in the buttocks and then returned to the hallway and took the victim officer's handgun and ammunition clip. He reentered the bathroom and shot his girlfriend again. After spotting a second officer outside the front of the apartment, the man took both women down the stairs on the opposite side of the building. On the way down the stairs, the woman's sister broke free and ran to safety. Once the couple got to the bottom of the stairs, the man kissed the woman, walked to the south side of the building, and threw his revolver into the bushes. He returned to the entrance hallway of the apartments, sat down, and tried to shoot himself with the victim officer's weapon. When the gun did not discharge, the 25-year-old male, who had prior arrests, ejected the round, inserted the officer's clip, and shot himself in the head. A few minutes later, a third responding officer observed the suspect's body in the dark hallway holding the victim officer's weapon, and he ordered the suspect to drop the gun. When the suspect did not put the weapon down, the officer shot him once in the stomach, not knowing that the man was already dead. The fallen officer inside the apartment was subsequently transported to a local hospital where he died at 9 p.m. as a result of the shots he sustained in the head. The suspect's girlfriend was also transported to the hospital and treated for her gunshot wounds.

## TEXAS

A 20-year-veteran officer with the Houston Police Department was shot

and killed at approximately 9:45 a.m. on April 3 in response to a robbery in progress call at a check cashing store. Upon arriving at the scene, the 45-year-old officer radioed dispatchers that three individuals were armed and inside the store; he requested backup. Apparently, the officer went to the front door, encountered the alleged robbers, and met with resistance from the individuals. He fired one shot from his 9 mm semiautomatic handgun before it malfunctioned. At least one suspect approached the officer from within the store and fired three shots at the officer at close range with a .380-caliber handgun, striking him in the arms and hands and fatally in the front of his head. The suspects then fled the scene in a vehicle. The suspects included two 21-year-old men and a 23-year-old man. All three were known to possess narcotics, and all three had prior arrest records. Each of the suspects were arrested in separate locations the next day and charged with Capital Murder Police Officer/Fireman.

A sergeant with the Friona Police Department was killed when his vehicle was purposely struck by another vehicle during a felony vehicle stop shortly before 11 p.m. on April 13. The 31-year-old sergeant was off duty but was at the police department working on reports when he heard a call for assistance from the Bovina Police Chief who was in the pursuit of a vehicle that refused to pull over. The sergeant, a 6-year-veteran of law enforcement, and another officer with the Friona Police Department left in separate vehicles to assist in the pursuit. The sergeant and officer headed east on the same road and same direction as the fleeing suspect's vehicle. The suspect turned his vehicle around and headed back towards the two Friona officers. The sergeant pulled his vehicle off the road to provide the

fugitive room to get by. Apparently, the fugitive then swerved his vehicle towards the sergeant's vehicle and hit the driver's door at a high rate of speed. The sergeant was pronounced dead from chest injuries at the scene at 12:22 a.m. on April 14. The 37-year-old offender, who had prior arrests on Forgery, Larceny, Unauthorized Use of a Vehicle, Burglary-Forced Entry, and Theft charges, was arrested and charged with Capital Murder.

## UTAH

On January 26, a deputy sheriff with the Garfield County Sheriff's Department was shot and killed during a traffic stop around 3:30 p.m. in Escalante. The 44-year-old officer, who had 2 years of law enforcement experience, initiated a traffic stop on a vehicle with two occupants. He arrested and handcuffed the driver on suspicion of driving while intoxicated and placed him in the back seat of his patrol car. The passenger of the stopped vehicle asked the officer if they could close the vehicle's windows to keep three small dogs from escaping. The deputy rolled up the driver's side window and returned to his patrol car to use the radio to call for back up and a tow truck while the passenger closed the other window. While the officer was using the radio, the passenger allegedly retrieved a rifle from inside the truck and took cover behind the bed of the truck. When the deputy completed the radio transmission, the passenger pointed the rifle at him and instructed him to raise his hands. The deputy ordered the man to drop his weapon three times. The deputy and suspect fired almost simultaneously. The deputy fired two shots; one missed the suspect, and the other struck him in the left forearm, breaking both bones, before continuing on and lodging in his lung. The 53-year-

old man fired one shot which hit the victim deputy in the chest. The single round from a 7 mm bolt-action rifle penetrated the deputy's protective vest, mortally wounding him. The alleged shooter took the deputy's handcuff keys and helped the arrested driver escape. The two fled in the vehicle and were located about three hours later after an intensive search by many law enforcement agencies. They were arrested without incident; the alleged shooter was charged with Aggravated Murder, and the 50-year-old driver of the vehicle was charged with Aggravated Robbery, Aggravated Escape, Driving Under the Influence, and Obstruction of Justice.

## VIRGINIA

A police officer with the Norfolk Police Department was fatally shot shortly after 1:40 a.m. on January 16 while investigating a report of a gunshot victim at a sports bar. The veteran 39-year-old officer, with nearly 12 years of law enforcement experience, and her partner arrived at the bar and observed three subjects outside. The victim officer approached one male and her partner approached the other two subjects who were about 15 feet away. At this time, two additional officers arrived on the scene and split up to assist each officer. The one male began walking rapidly towards the police officer; she ordered him to stop as she began to back up. The suspect, a known drug dealer, pulled his weapon, a 9 mm semiautomatic handgun, and pointed it at the victim officer. The other three officers on the scene drew their weapons, and when the 35-year-old suspect fired, they returned gunfire, striking him 11 times. He died at the scene. The victim officer was struck three times, twice below the waist and once mortally in her right side below her

protective vest. She was transported to a local hospital where she died.

A 29-year-old trooper with the Virginia State Police was killed during a traffic stop on an interstate ramp in Henrico County at 2:30 a.m. on January 29. After stopping the vehicle, the trooper, who was wearing body armor, approached the motorist on foot and asked him to exit his vehicle. The driver stepped out of the vehicle, leaving the driver's door open. Shortly thereafter, the man got back into the vehicle and attempted to leave the scene with the car door still open. The trooper, who had nearly 5 years of law enforcement experience, reached into the automobile in an effort to stop the man from driving away, but the driver sped off with the trooper partially inside the vehicle and crashed at the end of the ramp. The driver then fled the scene on foot, leaving the trooper trapped underneath the vehicle. The trooper was transported to an area medical center where he was pronounced dead as a result of head injuries approximately an hour after the incident. The 40-year-old suspected drug dealer was arrested on February 5 and charged with Capital Murder, Failure to Stop for a Law Enforcement Officer, Abduction, Felony Hit and Run, Manslaughter, and numerous drug offenses.

A 20-year veteran patrol officer with the Christiansburg Police Department was shot and killed at 5:30 a.m. on May 9 in an apparent unprovoked attack. The 43-year-old officer had spotted a shoplifting suspect who had been involved in a vehicle pursuit just minutes before. The officer pulled his patrol car into the parking lot of a gas station where he had observed the suspect. When the suspect saw the officer, he rushed the cruiser and launched a violent attack on his pursuer,

dragging him from the police vehicle and removing his duty pistol from its holster. The attacker then shot the officer, who was wearing body armor, in the side of the head with the .40-caliber semiautomatic service weapon. The suspect also fired at a deputy responding from the Montgomery County Sheriff's Office, shooting through the windshield of his approaching vehicle and wounding him in his side, between his right arm and his protective vest. The injured deputy returned fire from a prone position inside his vehicle. When additional officers arrived at the scene, and the alleged killer ran from the parking lot, taking the police weapon with him. Officers quickly caught up with the man and ordered him to surrender the weapon. The suspect refused and pointed the gun at the officers, who opened fire and killed the 21-year-old man.

About 7:20 a.m. on May 28, a 23-year-old patrol officer with the Chesterfield County Police Department was fatally wounded while responding to a disturbance call. When the patrol officer, who had five months of law enforcement service, and another officer responded to reports of shots fired at a residence, they saw a man with a gun in the front yard of the residence. The officers exited their vehicles, drew their weapons, approached the man, and ordered him to surrender. He refused to surrender and shot at the two officers with a .380-caliber semiautomatic handgun. The victim patrol officer, standing less than 10 feet away from the suspect, was struck in the chest by a bullet that entered through the armhole of his protective vest. The other officer returned fire and fatally wounded the offender. The victim officer was taken to a local medical center where he died of his injuries later that day. The 26-year-old offender, whose only known

prior offense was for trespassing, was taken to another medical center where he also died of his wounds.

A 33-year-old police officer with the Virginia Beach Police Department was shot and killed on June 23 at 3:25 a.m. while making a traffic stop. The officer, with over 5 years of police experience, was on a DUI/radar enforcement detail and had radioed the dispatcher that he had just stopped a vehicle with two occupants. Unknown to the officer, the two individuals had just committed an armed robbery of an all-night restaurant. As the officer exited his cruiser, the driver got out of his vehicle and shot twice with a .380-caliber semiautomatic handgun. The officer's body armor stopped one shot, but the second shot went through the armhole of the vest wounding the officer in the chest as he turned to seek cover behind his cruiser. The officer continued to the passenger side of his cruiser as the suspect came between the vehicles and stood at the front passenger side of the cruiser. The victim officer fired four rounds at his attacker, striking him three times and mortally wounding him. The suspect then managed to fire two more rounds, which struck the victim officer fatally in the head. Both the officer and his 21-year-old assailant died at the scene. The other occupant of the car did not take part in the shooting and remained in the vehicle until responding officers arrived.

A 41-year-old patrol officer with the Richmond Police Department was killed at 5:15 p.m. on July 30 while investigating a call concerning an armed individual who was selling drugs. The veteran officer, with 5 years of law enforcement experience, arrived at the scene and approached the suspect. When the officer attempted to obtain identification from the man, the man

tried to flee. A struggle ensued, and the suspect produced a .38-caliber revolver and shot four times, striking the victim officer in the side of his head, his back, and fatally in his neck. Through further investigation, the Richmond Police Department identified the alleged assailant as an 18-year-old male, a known dealer of narcotics, and initiated a manhunt for him. The Richmond FBI; the Drug Enforcement Administration; the Bureau of Alcohol, Tobacco, Firearms, and Explosives; and the U.S. Secret Service assisted the Richmond agency in the hunt for the alleged shooter. The Richmond SWAT team located and arrested the suspect without incident at a local hotel on August 2. The man, who had a previous charge of Obstruction of Justice, was charged with Capital Murder and Use of a Firearm in Commission of a Felony.

A sergeant investigator, aged 30, with the Greene County Sheriff's Office was gunned down in Standardsville while trying to arrest an individual shortly before 11 p.m. on August 26. The investigator, who had nearly 8 years of law enforcement experience, and a detective had traveled there to arrest the subject on drug-related charges. The individual had previously agreed to cooperate with an ongoing drug investigation that the Greene County Sheriff's Office was conducting but later decided not to cooperate. The deputies arrived at the home of the subject's mother, who informed them that her son was not there. The deputies asked her if they could search the residence, and she agreed. Once inside the house, the deputies saw the subject go into one of the bedrooms and followed him to the room. One of the deputies kicked open the bedroom door, and the man opened fire on them with a 9 mm semiautomatic handgun. As they returned fire, the man shot the sergeant investigator at least five

times in the front below the waist and fatally in the stomach area. The victim deputy was wearing body armor, but the rounds entered between the side panels of the vest. During the shootout, the detective killed the 32-year-old suspect, a known drug user and dealer who had numerous prior arrests including assault and carrying a concealed weapon.

## WASHINGTON

On June 26 at 6 p.m., a 35-year-old deputy sheriff with the Chelan County Sheriff's Office was shot and killed while investigating a driver with a suspended license. The deputy, with nearly 8 years of experience, advised the Chelan County Sheriff's Office communications center that he was at a residence in Manson attempting to contact a driver, who had been previously arrested for DUI, that he suspected had been driving with a suspended license. The next communication regarding the incident was when a citizen radioed the communications center that the deputy was wounded and needed assistance. An eyewitness report indicates that the deputy, who was wearing body armor, was engaged in a physical struggle with the individual he was investigating. The witness heard two gunshots, saw the victim deputy fall to the ground, and observed the suspect leave the scene in a station wagon. The deputy was struck fatally in the front of the head by a shot from his .40-caliber semiautomatic service weapon. A 21-year-old male, whom the witness identified through prior contact, was arrested 3 days later and charged with Murder.

On August 2, at 10:25 a.m., a 46-year-old officer with the Federal Way Department of Public Safety was shot to death while investigating a domestic disturbance. The veteran officer, who

had nearly 8 years of law enforcement experience, was attempting to resolve an argument between a man and his brother and other family members who accused the man of stealing from them. After talking to the family for a few minutes, the officer returned to his patrol car and made a call on his police radio. While the officer was occupied with the call, the man fled from the scene, and the officer and the man's brother ran after him. When they caught the suspect, the officer attempted to arrest him. A struggle ensued as the officer attempted to handcuff the man, and the man pulled the officer's .45-caliber service weapon, a semiautomatic handgun, from the holster and shot the victim officer once below his body armor in the lower abdominal area. The victim officer was transported to a local hospital where he died from the wound. The 28-year-old suspect, a known user of narcotics, was under the influence of a controlled substance at the time of the incident. The man also was on probation for previous charges including rape and assault. He was arrested that day and charged with Aggravated First-Degree Murder and 2 counts of Assault.

## WISCONSIN

A deputy sheriff, aged 32, with the Adams County Sheriff's Office was killed when he responded to a disturbance call shortly before 11 a.m. on March 7 in Strongs Prairie. The 7-year veteran responded to a call that an individual was threatening road workers with a firearm. Additional deputies had been dispatched but had not yet arrived. Arriving at the scene, the officer saw the man standing in his driveway and attempted to talk to the individual. Apparently, the person then reached into brush lining the driveway and produced a .300-caliber lever-action rifle with a scope. The officer unholstered his .45-

caliber semiautomatic handgun, pointed it at the man, and commanded him several times to drop his weapon, but the individual continued to raise the rifle. The deputy fired two shots, missing the man. The suspect allegedly then fired a single shot from a distance of more than 50 feet, fatally striking the deputy in the front upper torso. The victim officer, who died at the scene, was wearing body armor; however, the round was more powerful than the vest's capabilities. After shooting the victim officer, the 54-year-old man, who was known to have prior mental disorders, took the deputy's service weapon and radio and barricaded himself inside his residence. Following a 6-hour standoff with law enforcement officers, tactical unit members took the suspect into custody. He was arrested and charged with First-Degree Intentional Homicide.

A deputy with the Green Lake County Sheriff's Department was shot on October 19 at 4:15 p.m. while responding to a domestic disturbance call in Green Lake. When the Green Lake County Sheriff's Department received a 911 call from a woman whose husband allegedly had hit her and taken their infant hostage in their apartment, the Department dispatched a patrol car to the scene. While the woman remained on the telephone with the dispatcher, the man went into the bedroom where he had several firearms. The woman then was able to take

the infant and her daughter from the living room. She exited the apartment building and went to her car. At that time, the patrol car with two deputies arrived at the scene; shortly thereafter, another deputy, who was 38 years old and had over 14 years' law enforcement experience, arrived. The deputies conferred briefly and decided that the deputies who were first to arrive would establish a roadblock farther down the street. The remaining deputy, who was wearing body armor, opened his trunk and began to remove his tactical rifle. Undetected, the suspect went out onto the apartment's second-floor balcony and shot the deputy with a 7.62x39 mm semiautomatic rifle in the chest and fatally above his protective vest in the neck and the throat. Witnessing the shooting, the woman and her children fled to safety at a nearby apartment building where she called 911 and reported an officer down. The suspect then yelled threats toward the street and fired two additional shots at a man who had stopped and exited his vehicle to assist the victim officer; the man abandoned his vehicle and fled the scene on foot. The deputies at the roadblock radioed the victim deputy and received no response. Shortly thereafter, the dispatcher requested additional assistance because an officer was down. The suspect reentered the apartment, fired at least ten additional rounds into the interior entry door and wall of the apartment, and entered the

bedroom, firing more shots. After receiving notification that there was an officer down, one of the deputies who had established the roadblock worked his way to the scene and approached the area where the victim deputy lay, ordering citizens into their houses. The deputy dragged the victim deputy to safety on the driver's side of the squad car and attempted to resuscitate him. At that time, the suspect shot at the assisting deputy from the bedroom window. The deputy returned fire across the hood of the car toward an apartment window in which the glass had been broken and the blinds were moving. When the shooting stopped, the deputy attempted to drag the victim deputy from the scene; two additional officers responding to the incident assisted in putting the victim deputy in the squad car. The victim deputy was transported to a local fire department, then to a medical center where he was pronounced dead at 6:30 p.m. Shortly after firing shots from the bedroom, the 21-year-old suspect, who had no known prior arrests, used a 9 mm pistol to shoot himself in the head. Because officials thought the suspect had barricaded himself in the apartment, they evacuated local residents. After several hours, SWAT teams from the Winnebago County Sheriff's Department and the Fond du Lac County Sheriff's Department entered the apartment and found the suspect dead.



# Law Enforcement Officers Accidentally Killed

## Methodology

Section I also contains data regarding the accidental deaths of duly sworn local, state, tribal, and federal law enforcement officers meeting the following criteria: they are working in an official capacity, they have full arrest powers, they wear a badge (ordinarily), they carry a firearm (ordinarily), and they are paid from governmental funds set aside specifically for payment of sworn law enforcement representatives. In addition, the officers' deaths must be directly related to the injuries received from the incident.

## Overview

According to data reported by local, state, tribal, and federal law enforcement agencies for 2003, 80 law enforcement officers were accidentally killed while acting in official capacities. These officers' deaths were reported by 34 states and the U.S. Territory of Puerto Rico. County police and sheriff's offices employed 35 of the victim officers; city police departments employed 29 of the officers; state agencies employed 12; an agency in Puerto Rico employed 3; and a federal agency employed 1 of the officers. (See Table 51.)

The number of officers accidentally killed in 2003 was 4 more than the 76 officers accidentally killed in 2002. A comparison of the data from 5 and 10 years ago showed that the number of officers killed in 2003 was 15 fewer than the number accidentally killed in 1999 and 18 more than the number accidentally killed in 1994. (See Table 42.)

## Victims

A review of the data revealed that the average age of the 80 law enforcement officers who were accidentally killed in 2003 was 37. Seven victim officers were under the age of 25, and 14 officers were 25 to 30 years of age. Thirty-four of the victim officers were 31 to 40 years of age, and 25 officers were over 40 years of age. By race, 73 of the officers accidentally killed in 2003 were white, 6 were black, and 1 was Asian/Pacific Islander. (See Tables 46 and 47.)

Collectively, officers accidentally killed in 2003 had an average of 10 years of law enforcement service. Six officers had less than 1 year of service, 21 officers had 1 to 4 years of service, 23 officers had 5 to 10 years of experience, and 30 officers had served over 10 years. (See Table 48.)

## Circumstances Surrounding Deaths

In 2003, data collected about the circumstances surrounding the 80 officers who were killed accidentally revealed that most of the officers (49) were killed in automobile accidents. Ten officers were struck by vehicles, 10 died in motorcycle accidents, 2 were accidentally shot, and 1 officer was killed in an aircraft accident. Eight officers died in other types of accidents. (See Table 50.)

From 1994 through 2003, 55.7 percent of the victim officers were killed in automobile accidents and 16.6 percent were accidentally struck by vehicles. Of the officers who were struck by

vehicles, 62.9 percent were killed while directing traffic or assisting motorists, etc. Additionally, 8.3 percent of the victim officers were fatally injured in motorcycle accidents, 7.2 percent died in aircraft accidents, and 3.7 percent of the officers were accidentally shot. Data showed that 8.5 percent of officers' deaths were caused by other types of accidents. (Based on Table 50.)

## Places

Thirty-seven of the 80 accidental deaths reported to the national UCR Program in 2003 occurred in the South. Eighteen line-of-duty deaths occurred in the West, 12 in the Midwest, and 10 in the Northeast. Three victim officers were killed in accidents in the U.S. Territory of Puerto Rico.

In the 10-year period from 1994 through 2003, law enforcement agencies in the South reported 335 accidental deaths, agencies in the West reported 154, those in the Midwest, 118, and agencies in the Northeast reported 70 officer deaths. Law enforcement agencies in the U.S. Territories reported 20 officers accidentally killed during this 10-year period. (See Table 42.)

## Times

During 2003, the largest number of fatal injuries sustained in an accident (13) occurred during the hours of 12:01 a.m. to 2 a.m. The fewest number of injuries resulting in officers' accidental deaths (3) in 2003 occurred from 4:01 p.m. to 6 p.m. (See Table 43.)

During the decade 1994 through 2003, the majority of officers killed in accidents (22.5 percent) were injured during the hours of 10:01 p.m. to 2 a.m. The fewest number of officers (11.9 percent) was fatally injured within the hours of 4:01 a.m. to 8 a.m. (Based on Table 43.)

A breakdown of the 2003 data revealed that more officers (14) received

fatal injuries caused by accidents on Friday than on any other day of week. The fewest, 9, were fatally injured on Monday. During the 10-year span 1994 to 2003, the majority of officers (109) were fatally injured on Wednesday, and the fewest (82) received fatal injuries on Sunday. (See Table 44.)

A review of the 2003 data by month revealed that 14 officers were

fatally injured in November, more than in any other month. The fewest number of officers (3) suffered fatal injuries in accidents in March. During the 10-year period 1994 to 2003, more officers (70) were involved in fatal accidents in October than in any other month. Over the same time period, the fewest officers (40) were fatally injured in March. (See Table 45.)

**Table 42****Law Enforcement Officers Accidentally Killed**

Region, Geographic Division, and State, 1994-2003

<i>Area</i>	<i>Total</i>	<i>1994</i>	<i>1995</i>	<i>1996</i>	<i>1997</i>	<i>1998</i>	<i>1999</i>	<i>2000</i>	<i>2001</i>	<i>2002</i>	<i>2003</i>
<b>Total</b>	<b>697</b>	<b>62</b>	<b>59</b>	<b>52</b>	<b>63</b>	<b>81</b>	<b>65</b>	<b>83</b>	<b>76</b>	<b>76</b>	<b>80</b>
<b>NORTHEAST</b>	<b>70</b>	<b>5</b>	<b>8</b>	<b>7</b>	<b>8</b>	<b>3</b>	<b>6</b>	<b>13</b>	<b>5</b>	<b>5</b>	<b>10</b>
<b>New England</b>	<b>23</b>	<b>1</b>	<b>5</b>	<b>1</b>	<b>2</b>	<b>1</b>	<b>2</b>	<b>6</b>	<b>2</b>	<b>0</b>	<b>3</b>
Connecticut	4	0	0	0	1	1	0	1	0	0	1
Maine	3	1	0	1	0	0	1	0	0	0	0
Massachusetts	11	0	4	0	1	0	1	4	1	0	0
New Hampshire	1	0	1	0	0	0	0	0	0	0	0
Rhode Island	2	0	0	0	0	0	0	1	1	0	0
Vermont	2	0	0	0	0	0	0	0	0	0	2
<b>Middle Atlantic</b>	<b>47</b>	<b>4</b>	<b>3</b>	<b>6</b>	<b>6</b>	<b>2</b>	<b>4</b>	<b>7</b>	<b>3</b>	<b>5</b>	<b>7</b>
New Jersey	12	0	1	1	2	0	2	1	1	1	3
New York	21	3	1	3	2	2	1	4	0	3	2
Pennsylvania	14	1	1	2	2	0	1	2	2	1	2
<b>MIDWEST</b>	<b>118</b>	<b>14</b>	<b>11</b>	<b>6</b>	<b>14</b>	<b>9</b>	<b>11</b>	<b>19</b>	<b>12</b>	<b>10</b>	<b>12</b>
<b>East North Central</b>	<b>77</b>	<b>12</b>	<b>7</b>	<b>3</b>	<b>10</b>	<b>8</b>	<b>5</b>	<b>14</b>	<b>7</b>	<b>4</b>	<b>7</b>
Illinois	15	1	1	0	5	0	0	3	0	2	3
Indiana	17	2	0	1	2	3	3	2	3	1	0
Michigan	18	4	3	1	1	0	2	4	1	0	2
Ohio	18	4	3	1	1	2	0	2	3	1	1
Wisconsin	9	1	0	0	1	3	0	3	0	0	1
<b>West North Central</b>	<b>41</b>	<b>2</b>	<b>4</b>	<b>3</b>	<b>4</b>	<b>1</b>	<b>6</b>	<b>5</b>	<b>5</b>	<b>6</b>	<b>5</b>
Iowa	2	0	0	0	1	0	0	0	0	0	1
Kansas	7	0	3	0	0	0	0	3	0	0	1
Minnesota	6	0	0	1	0	0	2	1	0	2	0
Missouri	21	2	1	1	3	1	2	0	5	4	2
Nebraska	3	0	0	1	0	0	2	0	0	0	0
North Dakota	0	0	0	0	0	0	0	0	0	0	0
South Dakota	2	0	0	0	0	0	0	1	0	0	1
<b>SOUTH</b>	<b>335</b>	<b>30</b>	<b>31</b>	<b>23</b>	<b>23</b>	<b>41</b>	<b>36</b>	<b>35</b>	<b>39</b>	<b>40</b>	<b>37</b>
<b>South Atlantic</b>	<b>156</b>	<b>17</b>	<b>14</b>	<b>12</b>	<b>6</b>	<b>18</b>	<b>18</b>	<b>16</b>	<b>16</b>	<b>21</b>	<b>18</b>
Delaware	3	0	0	2	0	0	0	0	1	0	0
District of Columbia	5	1	1	1	0	1	0	0	0	1	0
Florida	41	3	6	0	4	6	7	2	7	2	4
Georgia	25	5	0	3	1	3	2	4	0	2	5
Maryland	17	2	1	1	0	3	0	5	0	3	2
North Carolina	30	2	3	1	1	2	3	2	6	6	4
South Carolina	18	2	1	2	0	1	3	2	0	5	2
Virginia	12	1	2	1	0	2	2	0	1	2	1
West Virginia	5	1	0	1	0	0	1	1	1	0	0
<b>East South Central</b>	<b>63</b>	<b>3</b>	<b>6</b>	<b>5</b>	<b>5</b>	<b>5</b>	<b>8</b>	<b>9</b>	<b>8</b>	<b>7</b>	<b>7</b>
Alabama	14	0	4	2	1	1	2	0	1	2	1
Kentucky	7	0	0	1	1	1	0	1	0	2	1
Mississippi	13	2	1	0	1	1	1	2	2	1	2
Tennessee	29	1	1	2	2	2	5	6	5	2	3
<b>West South Central</b>	<b>116</b>	<b>10</b>	<b>11</b>	<b>6</b>	<b>12</b>	<b>18</b>	<b>10</b>	<b>10</b>	<b>15</b>	<b>12</b>	<b>12</b>
Arkansas	16	0	1	0	3	7	0	1	1	1	2
Louisiana	30	2	2	4	2	4	6	4	1	1	4
Oklahoma	11	0	2	0	1	3	1	2	1	1	0
Texas	59	8	6	2	6	4	3	3	12	9	6

**Table 42****Law Enforcement Officers Accidentally Killed**

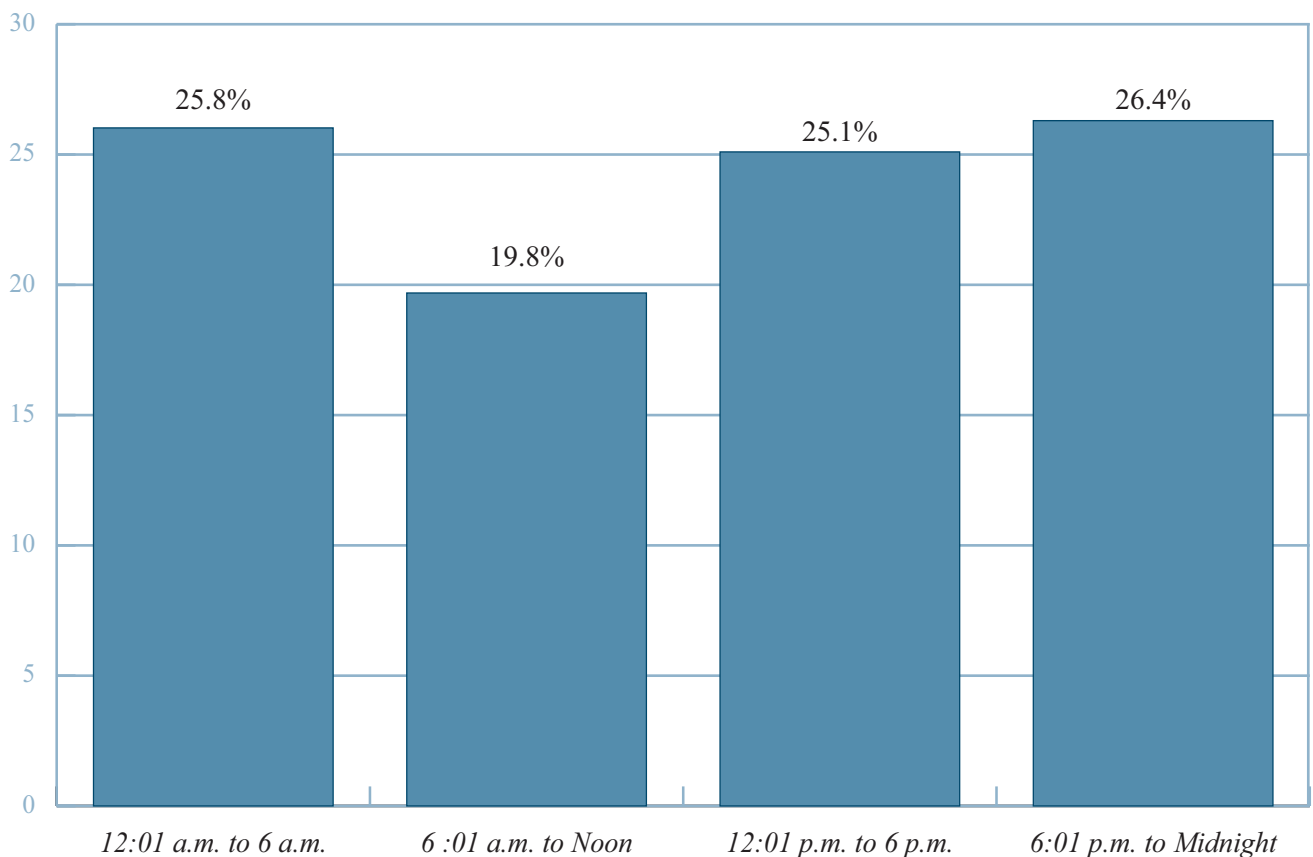
Region, Geographic Division, and State, 1994-2003—Continued

<i>Area</i>	<i>Total</i>	<i>1994</i>	<i>1995</i>	<i>1996</i>	<i>1997</i>	<i>1998</i>	<i>1999</i>	<i>2000</i>	<i>2001</i>	<i>2002</i>	<i>2003</i>
<b>WEST</b>	<b>154</b>	13	9	12	16	22	11	15	19	19	18
<b>Mountain</b>	<b>55</b>	6	3	2	5	9	3	5	9	9	4
Arizona	17	2	1	0	0	5	2	2	1	3	1
Colorado	7	0	0	1	1	0	1	1	2	1	0
Idaho	2	0	1	0	0	0	0	0	0	0	1
Montana	2	0	0	0	0	0	0	0	0	1	1
Nevada	7	0	0	1	2	2	0	0	1	1	0
New Mexico	7	0	0	0	1	0	0	0	4	2	0
Utah	10	2	1	0	1	1	0	2	1	1	1
Wyoming	3	2	0	0	0	1	0	0	0	0	0
<b>Pacific</b>	<b>99</b>	7	6	10	11	13	8	10	10	10	14
Alaska	4	2	0	0	0	0	0	0	1	1	0
California	70	5	4	9	7	11	4	9	5	6	10
Hawaii	6	0	2	0	1	0	1	0	1	0	1
Oregon	11	0	0	1	3	0	1	1	2	2	1
Washington	8	0	0	0	0	2	2	0	1	1	2
<b>U.S. TERRITORIES</b>	<b>20</b>	0	0	4	2	6	1	1	1	2	3
American Samoa	1	0	0	0	0	1	0	0	0	0	0
Guam	0	0	0	0	0	0	0	0	0	0	0
Mariana Islands	0	0	0	0	0	0	0	0	0	0	0
Puerto Rico	18	0	0	4	2	4	1	1	1	2	3
U.S. Virgin Islands	1	0	0	0	0	1	0	0	0	0	0

**Table 43****Law Enforcement Officers Accidentally Killed**

Time of Day, 1994-2003

<i>Time</i>	<i>Total</i>	<i>1994</i>	<i>1995</i>	<i>1996</i>	<i>1997</i>	<i>1998</i>	<i>1999</i>	<i>2000</i>	<i>2001</i>	<i>2002</i>	<i>2003</i>
<b>Total</b>	<b>697</b>	<b>62</b>	<b>59</b>	<b>52</b>	<b>63</b>	<b>81</b>	<b>65</b>	<b>83</b>	<b>76</b>	<b>76</b>	<b>80</b>
<b>A.M.</b>											
12:01 - 2	79	4	6	6	9	7	8	11	10	5	13
2:01 - 4	61	4	8	3	5	8	6	9	4	3	11
4:01 - 6	40	5	2	5	2	4	7	5	4	2	4
6:01 - 8	43	3	3	3	2	8	4	4	5	6	5
8:01 - 10	50	2	7	6	5	3	5	8	4	5	5
10:01 - Noon	45	2	6	2	3	6	4	5	4	8	5
<b>P.M.</b>											
12:01 - 2	56	0	3	5	3	5	9	9	7	9	6
2:01 - 4	71	9	4	3	5	11	5	8	10	7	9
4:01 - 6	48	4	2	5	9	9	4	2	2	8	3
6:01 - 8	53	2	3	3	5	9	3	6	8	7	7
8:01 - 10	53	9	1	3	3	4	2	8	9	8	6
10:01 - Midnight	78	12	10	7	9	5	6	7	9	7	6
<b>Time not reported</b>	<b>20</b>	<b>6</b>	<b>4</b>	<b>1</b>	<b>3</b>	<b>2</b>	<b>2</b>	<b>1</b>	<b>0</b>	<b>1</b>	<b>0</b>

**Figure 7****Law Enforcement Officers Accidentally Killed**Time of Day<sup>1</sup>, 1994-2003<sup>1</sup>Time was not reported for 2.9 percent of all law enforcement officers accidentally killed.

**Table 44****Law Enforcement Officers Accidentally Killed**

Day of Week, 1994-2003

<i>Day</i>	<i>Total</i>	<i>1994</i>	<i>1995</i>	<i>1996</i>	<i>1997</i>	<i>1998</i>	<i>1999</i>	<i>2000</i>	<i>2001</i>	<i>2002</i>	<i>2003</i>
<b>Total</b>	<b>697</b>	<b>62</b>	<b>59</b>	<b>52</b>	<b>63</b>	<b>81</b>	<b>65</b>	<b>83</b>	<b>76</b>	<b>76</b>	<b>80</b>
Sunday	82	8	7	6	8	13	11	5	9	5	10
Monday	95	8	13	8	6	11	13	8	12	7	9
Tuesday	105	9	7	8	8	13	7	14	13	14	12
Wednesday	109	7	10	7	8	14	2	14	12	23	12
Thursday	99	8	4	7	12	10	13	13	10	9	13
Friday	105	10	6	8	10	14	8	17	10	8	14
Saturday	102	12	12	8	11	6	11	12	10	10	10

**Table 45****Law Enforcement Officers Accidentally Killed**

Month, 1994-2003

<i>Month</i>	<i>Total</i>	<i>1994</i>	<i>1995</i>	<i>1996</i>	<i>1997</i>	<i>1998</i>	<i>1999</i>	<i>2000</i>	<i>2001</i>	<i>2002</i>	<i>2003</i>
<b>Total</b>	<b>697</b>	<b>62</b>	<b>59</b>	<b>52</b>	<b>63</b>	<b>81</b>	<b>65</b>	<b>83</b>	<b>76</b>	<b>76</b>	<b>80</b>
January	65	9	5	5	4	8	6	10	7	6	5
February	62	4	7	7	7	8	4	7	9	4	5
March	40	4	3	4	4	6	3	5	6	2	3
April	42	4	4	6	6	6	4	3	4	0	5
May	64	3	7	5	5	6	9	9	4	9	7
June	59	1	8	4	4	7	5	9	4	10	7
July	61	7	9	3	3	6	5	9	3	7	9
August	53	8	6	2	5	3	4	7	8	5	5
September	61	2	3	1	8	9	5	8	10	9	6
October	70	4	2	9	7	8	7	10	9	7	7
November	63	11	3	2	9	5	4	2	6	7	14
December	57	5	2	4	1	9	9	4	6	10	7

**Table 46****Law Enforcement Officers Accidentally Killed**

Profile of Victim Officers, Age Groups, 1994-2003

<i>Victim officers</i>	<i>Total</i>	<i>1994</i>	<i>1995</i>	<i>1996</i>	<i>1997</i>	<i>1998</i>	<i>1999</i>	<i>2000</i>	<i>2001</i>	<i>2002</i>	<i>2003</i>
<b>Total</b>	<b>697</b>	<b>62</b>	<b>59</b>	<b>52</b>	<b>63</b>	<b>81</b>	<b>65</b>	<b>83</b>	<b>76</b>	<b>76</b>	<b>80</b>
<b>Age (years)</b>											
Under 25	52	3	4	2	7	10	5	6	3	5	7
25 - 30	170	20	21	18	15	17	14	19	19	13	14
31 - 40	243	21	19	23	20	20	24	26	27	29	34
Over 40	228	17	15	9	20	34	21	32	27	28	25
Age not reported	4	1	0	0	1	0	1	0	0	1	0
<b>Average years of age</b>	<b>37</b>	<b>36</b>	<b>35</b>	<b>35</b>	<b>36</b>	<b>38</b>	<b>36</b>	<b>38</b>	<b>38</b>	<b>39</b>	<b>37</b>

**Table 47****Law Enforcement Officers Accidentally Killed**

Profile of Victim Officers, Race and Sex, 1994-2003

<i>Victim officers</i>	<i>Total</i>	<i>1994</i>	<i>1995</i>	<i>1996</i>	<i>1997</i>	<i>1998</i>	<i>1999</i>	<i>2000</i>	<i>2001</i>	<i>2002</i>	<i>2003</i>
<b>Total</b>	<b>697</b>	<b>62</b>	<b>59</b>	<b>52</b>	<b>63</b>	<b>81</b>	<b>65</b>	<b>83</b>	<b>76</b>	<b>76</b>	<b>80</b>
<b>Race</b>											
White	606	56	45	44	51	68	60	73	66	70	73
Black	64	5	11	6	10	6	3	8	7	2	6
Asian/Pacific Islander	11	0	3	1	1	2	1	1	1	0	1
American Indian/Alaskan Native	12	1	0	0	0	5	1	1	2	2	0
Race not reported	4	0	0	1	1	0	0	0	0	2	0
<b>Sex</b>											
Male	655	60	56	48	60	73	62	79	70	70	77
Female	42	2	3	4	3	8	3	4	6	6	3

**Table 48****Law Enforcement Officers Accidentally Killed**

Profile of Victim Officers, Years of Service, 1994-2003

<i>Victim officers</i>	<i>Total</i>	<i>1994</i>	<i>1995</i>	<i>1996</i>	<i>1997</i>	<i>1998</i>	<i>1999</i>	<i>2000</i>	<i>2001</i>	<i>2002</i>	<i>2003</i>
<b>Total</b>	<b>697</b>	<b>62</b>	<b>59</b>	<b>52</b>	<b>63</b>	<b>81</b>	<b>65</b>	<b>83</b>	<b>76</b>	<b>76</b>	<b>80</b>
<b>Years of service</b>											
Less than 1	44	2	6	3	3	5	6	4	5	4	6
1 - 4	202	21	13	13	23	29	15	23	23	21	21
5 - 10	187	20	23	19	15	13	17	18	18	21	23
Over 10	253	18	17	14	21	32	24	38	30	29	30
Years of service not reported	11	1	0	3	1	2	3	0	0	1	0
<b>Average years of service</b>	<b>10</b>	<b>9</b>	<b>9</b>	<b>9</b>	<b>9</b>	<b>10</b>	<b>10</b>	<b>12</b>	<b>11</b>	<b>10</b>	<b>10</b>

**Table 49****Law Enforcement Officers Accidentally Killed**

Profile of Victim Officers, 5- and 10-Year Averages, 1984-2003

<i>Victim officers</i>	<i>2003</i>	<i>5-year averages</i>		<i>10-year averages</i>	
		<i>1994-</i>	<i>1999-</i>	<i>1984-</i>	<i>1994-</i>
		<i>1998</i>	<i>2003</i>	<i>1993</i>	<i>2003</i>
<b>Average</b>					
Age (years)	37	36	38	36	37
Years of service	10	9	11	10	10
Height	5'11"	5'11"	5'10"	5'11"	5'11"

**Table 50****Law Enforcement Officers Accidentally Killed**

Circumstance at Scene of Incident, 1994-2003

<i>Circumstance</i>	<i>Total</i>	<i>1994</i>	<i>1995</i>	<i>1996</i>	<i>1997</i>	<i>1998</i>	<i>1999</i>	<i>2000</i>	<i>2001</i>	<i>2002</i>	<i>2003</i>
<b>Total</b>	<b>697</b>	<b>62</b>	<b>59</b>	<b>52</b>	<b>63</b>	<b>81</b>	<b>65</b>	<b>83</b>	<b>76</b>	<b>76</b>	<b>80</b>
<b>Automobile accidents</b>	<b>388</b>	32	33	33	33	48	41	42	36	41	49
<b>Motorcycle accidents</b>	<b>58</b>	8	3	4	4	3	6	6	7	7	10
<b>Aircraft accidents</b>	<b>50</b>	10	8	1	4	4	4	7	5	6	1
<b>Struck by vehicles</b>	<b>116</b>	6	10	7	15	14	9	14	19	12	10
Traffic stops, roadblocks, etc.	<b>43</b>	3	1	4	4	4	3	7	7	4	6
Directing traffic, assisting motorists, etc.	<b>73</b>	3	9	3	11	10	6	7	12	8	4
<b>Accidental shootings</b>	<b>26</b>	2	2	2	1	3	3	3	5	3	2
Crossfires, mistaken for subject, firearm mishaps	<b>16</b>	1	2	1	1	3	2	1	2	2	1
Training sessions	<b>6</b>	1	0	1	0	0	1	1	2	0	0
Self-inflicted, cleaning mishaps (not apparent or confirmed suicides)	<b>4</b>	0	0	0	0	0	0	1	1	1	1
<b>Other accidental (falls, drownings, etc.)</b>	<b>59</b>	4	3	5	6	9	2	11	4	7	8



**Table 51****Law Enforcement Officers Accidentally Killed**

State and Agency by Circumstance at Scene of Incident, 2003

<i>State</i>		<i>Automobile</i>	<i>Motorcycle</i>	<i>Aircraft</i>	<i>Struck by</i>	<i>Accidental</i>		
<i>Agency</i>	<i>Total</i>	<i>accidents</i>	<i>accidents</i>	<i>accidents</i>	<i>vehicles</i>	<i>shootings</i>	<i>Other</i>	<i>(Detail)</i>
<b>Total</b>	<b>80</b>	<b>49</b>	<b>10</b>	<b>1</b>	<b>10</b>	<b>2</b>	<b>8</b>	
<b>ALABAMA</b>	<b>1</b>	<b>0</b>	<b>0</b>	<b>0</b>	<b>0</b>	<b>0</b>	<b>1</b>	
Department of Conservation, Montgomery	1	0	0	0	0	0	1	(drowning)
<b>ARIZONA</b>	<b>1</b>	<b>0</b>	<b>0</b>	<b>0</b>	<b>0</b>	<b>0</b>	<b>1</b>	
U.S. Border Patrol, Yuma	1	0	0	0	0	0	1	(drowning)
<b>ARKANSAS</b>	<b>2</b>	<b>1</b>	<b>0</b>	<b>0</b>	<b>0</b>	<b>0</b>	<b>1</b>	
Faulkner County	1	0	0	0	0	0	1	(fall)
West Memphis	1	1	0	0	0	0	0	
<b>CALIFORNIA</b>	<b>10</b>	<b>4</b>	<b>3</b>	<b>0</b>	<b>1</b>	<b>1</b>	<b>1</b>	
Buena Park	1	0	1	0	0	0	0	
Fresno County	1	1	0	0	0	0	0	
Highway Patrol:								
Bishop	1	1	0	0	0	0	0	
Riverside	1	0	1	0	0	0	0	
San Diego	1	0	1	0	0	0	0	
Weaverville	1	0	0	0	0	1	0	
Long Beach	1	0	0	0	0	0	1	(fall)
Los Angeles	1	1	0	0	0	0	0	
Riverside County	1	1	0	0	0	0	0	
San Diego	1	0	0	0	1	0	0	
<b>CONNECTICUT</b>	<b>1</b>	<b>1</b>	<b>0</b>	<b>0</b>	<b>0</b>	<b>0</b>	<b>0</b>	
Montville	1	1	0	0	0	0	0	
<b>FLORIDA</b>	<b>4</b>	<b>1</b>	<b>1</b>	<b>0</b>	<b>2</b>	<b>0</b>	<b>0</b>	
Flagler County	1	0	0	0	1	0	0	
Fort Myers	1	1	0	0	0	0	0	
Orange County	1	0	0	0	1	0	0	
West Palm Beach	1	0	1	0	0	0	0	
<b>GEORGIA</b>	<b>5</b>	<b>4</b>	<b>1</b>	<b>0</b>	<b>0</b>	<b>0</b>	<b>0</b>	
Chatsworth	1	1	0	0	0	0	0	
Cherokee County	1	1	0	0	0	0	0	
Forsyth County	1	0	1	0	0	0	0	
Metro Atlanta Rapid Transit Authority	1	1	0	0	0	0	0	
State Patrol, Griffin	1	1	0	0	0	0	0	
<b>HAWAII</b>	<b>1</b>	<b>0</b>	<b>1</b>	<b>0</b>	<b>0</b>	<b>0</b>	<b>0</b>	
Honolulu	1	0	1	0	0	0	0	
<b>IDAHO</b>	<b>1</b>	<b>1</b>	<b>0</b>	<b>0</b>	<b>0</b>	<b>0</b>	<b>0</b>	
Lewis County	1	1	0	0	0	0	0	
<b>ILLINOIS</b>	<b>3</b>	<b>3</b>	<b>0</b>	<b>0</b>	<b>0</b>	<b>0</b>	<b>0</b>	
Chicago	1	1	0	0	0	0	0	
Matteson	1	1	0	0	0	0	0	
Peoria County	1	1	0	0	0	0	0	
<b>IOWA</b>	<b>1</b>	<b>0</b>	<b>0</b>	<b>0</b>	<b>1</b>	<b>0</b>	<b>0</b>	
Davis County	1	0	0	0	1	0	0	
<b>KANSAS</b>	<b>1</b>	<b>1</b>	<b>0</b>	<b>0</b>	<b>0</b>	<b>0</b>	<b>0</b>	
Ford County	1	1	0	0	0	0	0	

**Table 51****Law Enforcement Officers Accidentally Killed**

State and Agency by Circumstance at Scene of Incident, 2003—Continued

<i>State</i>		<i>Automobile</i>	<i>Motorcycle</i>	<i>Aircraft</i>	<i>Struck by</i>	<i>Accidental</i>		
<i>Agency</i>	<i>Total</i>	<i>accidents</i>	<i>accidents</i>	<i>accidents</i>	<i>vehicles</i>	<i>shootings</i>	<i>Other</i>	<i>(Detail)</i>
<b>KENTUCKY</b>	<b>1</b>	1	0	0	0	0	0	
La Grange	1	1	0	0	0	0	0	
<b>LOUISIANA</b>	<b>4</b>	3	0	0	1	0	0	
Alexandria City Marshal	1	1	0	0	0	0	0	
Folsom	1	0	0	0	1	0	0	
Lafourche Parish	2	2	0	0	0	0	0	
<b>MARYLAND</b>	<b>2</b>	2	0	0	0	0	0	
Montgomery County Police	1	1	0	0	0	0	0	
Prince George's County Police	1	1	0	0	0	0	0	
<b>MICHIGAN</b>	<b>2</b>	2	0	0	0	0	0	
Canton Township	1	1	0	0	0	0	0	
Clare County	1	1	0	0	0	0	0	
<b>MISSISSIPPI</b>	<b>2</b>	2	0	0	0	0	0	
De Soto County	1	1	0	0	0	0	0	
Sandersville	1	1	0	0	0	0	0	
<b>MISSOURI</b>	<b>2</b>	2	0	0	0	0	0	
Highway Patrol, Lee's Summit	1	1	0	0	0	0	0	
St. Louis	1	1	0	0	0	0	0	
<b>MONTANA</b>	<b>1</b>	1	0	0	0	0	0	
Lake County	1	1	0	0	0	0	0	
<b>NEW JERSEY</b>	<b>3</b>	1	1	0	0	0	1	
Clifton	1	0	1	0	0	0	0	
Dover	1	0	0	0	0	0	1	(struck by train)
Newark	1	1	0	0	0	0	0	
<b>NEW YORK</b>	<b>2</b>	1	0	0	1	0	0	
Onondaga County	1	0	0	0	1	0	0	
State Police, Liberty	1	1	0	0	0	0	0	
<b>NORTH CAROLINA</b>	<b>4</b>	4	0	0	0	0	0	
Harnett County	1	1	0	0	0	0	0	
Highway Patrol, Asheville	1	1	0	0	0	0	0	
Wake County	2	2	0	0	0	0	0	
<b>OHIO</b>	<b>1</b>	1	0	0	0	0	0	
Wellston	1	1	0	0	0	0	0	
<b>OREGON</b>	<b>1</b>	0	0	0	0	0	1	
Bandon	1	0	0	0	0	0	1	(drowning)
<b>PENNSYLVANIA</b>	<b>2</b>	1	0	0	0	0	1	
Lower Gwynedd Township	1	1	0	0	0	0	0	
State Police, Franklin	1	0	0	0	0	0	1	(electrocution)
<b>SOUTH CAROLINA</b>	<b>2</b>	2	0	0	0	0	0	
Laurens County	1	1	0	0	0	0	0	
Richland County	1	1	0	0	0	0	0	

**Table 51****Law Enforcement Officers Accidentally Killed**

State and Agency by Circumstance at Scene of Incident, 2003—Continued

<i>State</i>		<i>Automobile</i>	<i>Motorcycle</i>	<i>Aircraft</i>	<i>Struck by</i>	<i>Accidental</i>		
<i>Agency</i>	<i>Total</i>	<i>accidents</i>	<i>accidents</i>	<i>accidents</i>	<i>vehicles</i>	<i>shootings</i>	<i>Other</i>	<i>(Detail)</i>
<b>SOUTH DAKOTA</b>	<b>1</b>	0	0	0	1	0	0	
Moody County	1	0	0	0	1	0	0	
<b>TENNESSEE</b>	<b>3</b>	1	0	0	1	1	0	
New Tazewell	1	0	0	0	1	0	0	
Red Bank	1	1	0	0	0	0	0	
Scott County	1	0	0	0	0	1	0	
<b>TEXAS</b>	<b>6</b>	4	1	0	1	0	0	
Bexar County	1	1	0	0	0	0	0	
Montgomery County Constable	1	1	0	0	0	0	0	
Moore County	1	1	0	0	0	0	0	
Department of Parks and Wildlife, Austin	1	1	0	0	0	0	0	
Ranger	1	0	0	0	1	0	0	
Temple	1	0	1	0	0	0	0	
<b>UTAH</b>	<b>1</b>	1	0	0	0	0	0	
Emery County	1	1	0	0	0	0	0	
<b>VERMONT</b>	<b>2</b>	1	0	0	1	0	0	
Essex County	1	1	0	0	0	0	0	
State Police, Norwich	1	0	0	0	1	0	0	
<b>VIRGINIA</b>	<b>1</b>	0	0	0	0	0	1	
Henrico County Police	1	0	0	0	0	0	1	(drowning)
<b>WASHINGTON</b>	<b>2</b>	1	0	1	0	0	0	
Ferry County	1	0	0	1	0	0	0	
Spokane County	1	1	0	0	0	0	0	
<b>WISCONSIN</b>	<b>1</b>	1	0	0	0	0	0	
Winnebago County	1	1	0	0	0	0	0	
<b>U.S. TERRITORIES</b>	<b>3</b>	1	2	0	0	0	0	
Puerto Rico, San Juan	3	1	2	0	0	0	0	



## **SECTION II**





# Law Enforcement Officers Assaulted

## Methodology

Section II contains data pertaining to assaults on sworn city, county, state, and tribal law enforcement officers. The information is collected monthly from UCR Program participants who collect and submit data either through their state UCR Program or directly to the FBI (non-Program states). To have their data included in Section II, law enforcement agencies must have submitted 12 months of officer assault data and the number of law enforcement employees they employed for the reporting year.

Law enforcement agencies report to the UCR Program the number of assaults resulting in injuries to their officers or instances in which an offender used a weapon that could have caused serious injury or death. Agencies record other assaults only if they involved more than verbal abuse or minor resistance to an arrest.

## Overview

In 2003, the FBI collected data from 10,141 law enforcement agencies that provided services to jurisdictions with over 216,103,075 inhabitants or 74.3 percent of the Nation's total population. (Based on Table 2.1.) These city, county, state, and tribal law enforcement agencies reported that 57,841 law enforcement officers were assaulted in the line of duty. Trend data for 2003 showed that the assault rate has not changed considerably from the 2002 and 1994 data. The 2003 assault rate was 12.0 assaults per 100 officers, a 1.2-percent decrease from the assault rate in 2002 and a 1-percent decrease from the assault rate in 1999. However, the rate of officer assaults in 2003 decreased

13.5 percent from the 1994 rate. (Based on Table 57.)

By region, law enforcement agencies in the South, the Nation's most populous region, collectively reported 14.0 assaults for every 100 officers employed. In both the Northeast and West, law enforcement agencies reported 10.7 assaults per 100 officers, and agencies in the Midwest reported 10.1 assaults per 100 officers. (See Table 52.)

By population group, agencies in cities with populations of 250,000 and over had the highest assault rate on officers at 16.9 assaults per 100 officers. The Nation's smallest cities, those with populations under 10,000, had the lowest assault rate—7.4 assaults per 100 officers. Metropolitan counties had a rate of 10.9 assaults per 100 officers, and nonmetropolitan counties experienced a rate of 5.7 assaults per 100 officers. (See Table 53.)

## Injuries

Slightly over 28 percent (28.2) of all law enforcement officers assaulted in 2003 suffered personal injuries. An examination of injury data by region showed that in the Midwest, 32.0 percent of all officers assaulted sustained injuries, and in the Northeast, 30.1 percent of the law enforcement officers assaulted were injured. In the West, 27.6 percent of the officers assaulted suffered injuries, and in the South, 27.0 percent of the officers assaulted sustained injuries. (Based on Table 52.)

By population group, data about officers sustaining injuries showed that agencies in cities with populations under 10,000 inhabitants reported the highest percentage of officer injuries associated with assaults at 31.7 percent.

Law enforcement officers that were assaulted while working in the Nation's largest cities, those with 250,000 and over in population, had the lowest injury rate of the population groups at 26.4 percent. Nearly 30 percent (29.8) of the officers assaulted in nonmetropolitan counties sustained personal injuries, and 27.2 percent of the officers assaulted in metropolitan counties suffered injuries. (Based on Table 53.)

## Times

Concerning the time of attacks on officers in 2003, more assaults (15.2 percent) on law enforcement officers were recorded between midnight and 2 a.m. than in any other time period. The fewest assaults (2.7 percent) on law enforcement officers occurred between 6:01 a.m. and 8 a.m. The time of attacks continues to follow the trend over the last 10 years (1994 through 2003), as most assaults (15.3 percent) on law enforcement officers took place from midnight to 2 a.m. and the least (2.4 percent) occurred from 6:01 a.m. to 8 a.m. (See Table 54.)

## Clearances

Of the 57,841 assaults on law enforcement officers in 2003, agencies cleared 88.7 percent of the offenses by arrest or exceptional means. The circumstance having the highest percentage (91.5) of clearances for the assaults on officers was disturbance calls (family quarrels, bar fights, etc.). The lowest percentage (70.7) of clearances of assaults on law enforcement officers involved ambush situations. (See Table 55.)

## Circumstances

A look at the data by circumstance at the time of the attacks revealed that in 2003, 30.6 percent of the law enforcement officers that were assaulted were responding to disturbance calls, such as family quarrels and bar fights. Over 12 percent (12.5) of the officers were handling or transporting prisoners at the time they were assaulted, 11.1 percent were conducting traffic pursuits or stops, 9.7 percent were investigating suspicious circumstances or persons, 1.7 percent were handling mentally deranged persons, 1.4 percent were responding to burglaries in progress or pursuing burglary suspects, 1.3 percent were answering calls of civil disorder (mass disobedience, riot, etc.), 0.9 percent were responding to robberies in progress or pursuing robbery suspects, and 0.3 percent of the officers assaulted were involved in ambush situations. Another 16.5 percent of the officers

were assaulted while attempting other arrests, and 14.0 percent were attacked during other types of circumstances. (See Table 56.)

## Types of Assignment

The 2003 data broken down by type of assignment revealed that 62.9 percent of the officers assaulted were assigned to 1-officer vehicles, 17.8 percent were assigned to 2-officer vehicles, and 5.2 percent were on investigative or special assignments. The remaining 14.1 percent were assigned to other duties at the time they were assaulted. Of all law enforcement officers assaulted, 70.4 percent had assistance from fellow officers and 29.6 percent were alone and unassisted. (Based on Table 56.)

## Weapons

A review of the information concerning weapons showed that 81 percent of the

assaults on law enforcement officers in 2003 were perpetrated by offenders who used personal weapons, such as hands, fists, or feet. Of those officers assaulted by offenders with personal weapons, 29.7 percent suffered injuries during the attack. Assaultants used firearms in 3.2 percent of the assaults on law enforcement officers in 2003. Of the officers assaulted with firearms, 11.6 percent sustained injuries. Offenders used knives or other cutting instruments as weapons in 1.9 percent of the assaults on officers. Fifteen percent of the officers assaulted by assailants with knives or other cutting instruments suffered injuries in the attacks. Offenders used other types of dangerous weapons in 13.9 percent of the attacks on law enforcement officers, which resulted in personal injury to 25.3 percent of those officers. (Based on Table 57.)

**Table 2.1**

### Law Enforcement Officers Assaulted

Population Covered and Number of Reporting Agencies by Population Group of Victim Officer's Agency, 2003

<i>Population group</i>	<i>Number of reporting agencies</i>	<i>Population covered</i>	<i>Number of officers employed</i>
<b>Total</b>	<b>10,141</b>	<b>216,103,075</b>	<b>482,985</b>
Group I (cities 250,000 and over)	61	38,128,779	92,329
Group II (cities 100,000 - 249,999)	142	21,674,337	39,647
Group III (cities 50,000 - 99,999)	332	22,977,981	39,964
Group IV (cities 25,000 - 49,999)	579	20,213,264	36,746
Group V (cities 10,000 - 24,999)	1,353	21,417,149	42,238
Group VI (cities under 10,000) <sup>1</sup>	5,266	17,249,808	57,989
Metropolitan counties <sup>1</sup>	911	54,827,879	135,157
Nonmetropolitan counties <sup>1</sup>	1,497	19,613,878	38,915

<sup>1</sup>Includes universities and colleges, state police agencies, and/or other agencies to which no population is attributed.



**Table 52****Law Enforcement Officers Assaulted**

Region and Geographic Division, 2003

<i>Area</i>	<i>Total<sup>1</sup></i>	<i>Rate per 100 officers</i>	<i>Assaults with injury</i>	<i>Rate per 100 officers</i>	<i>Number of reporting agencies</i>	<i>Population covered</i>	<i>Number of officers employed</i>
<b>Total</b>	<b>57,841</b>	<b>12.0</b>	<b>16,339</b>	<b>3.4</b>	<b>10,141</b>	<b>216,103,075</b>	<b>482,985</b>
<b>NORTHEAST</b>	<b>7,495</b>	<b>10.7</b>	<b>2,253</b>	<b>3.2</b>	<b>1,769</b>	<b>28,537,209</b>	<b>70,361</b>
New England	1,349	11.1	340	2.8	391	5,896,170	12,196
Middle Atlantic	6,146	10.6	1,913	3.3	1,378	22,641,039	58,165
<b>MIDWEST</b>	<b>8,403</b>	<b>10.1</b>	<b>2,693</b>	<b>3.2</b>	<b>2,860</b>	<b>42,030,453</b>	<b>83,119</b>
East North Central	4,457	9.1	1,667	3.4	1,277	24,913,384	49,163
West North Central	3,946	11.6	1,026	3.0	1,583	17,117,069	33,956
<b>SOUTH</b>	<b>28,895</b>	<b>14.0</b>	<b>7,792</b>	<b>3.8</b>	<b>4,017</b>	<b>88,644,505</b>	<b>207,095</b>
South Atlantic	17,911	16.0	4,346	3.9	1,770	46,493,897	111,824
East South Central	3,162	11.1	1,100	3.9	814	11,964,796	28,522
West South Central	7,822	11.7	2,346	3.5	1,433	30,185,812	66,749
<b>WEST</b>	<b>13,048</b>	<b>10.7</b>	<b>3,601</b>	<b>2.9</b>	<b>1,495</b>	<b>56,890,908</b>	<b>122,410</b>
Mountain	3,886	12.0	929	2.9	658	15,609,424	32,510
Pacific	9,162	10.2	2,672	3.0	837	41,281,484	89,900

<sup>1</sup>Regional and divisional totals do not include data for Illinois, Vermont, and West Virginia, which were not available for inclusion in this tabulation.**Table 53****Law Enforcement Officers Assaulted**

Population Group of Victim Officer's Agency, 2003

<i>Population group</i>	<i>Total</i>	<i>Rate per 100 officers</i>	<i>Assaults with injury</i>	<i>Rate per 100 officers</i>
<b>Total</b>	<b>57,841</b>	<b>12.0</b>	<b>16,339</b>	<b>3.4</b>
Group I (cities 250,000 and over)	15,604	16.9	4,127	4.5
Group II (cities 100,000 - 249,999)	6,409	16.2	1,938	4.9
Group III (cities 50,000 - 99,999)	5,970	14.9	1,773	4.4
Group IV (cities 25,000 - 49,999)	4,343	11.8	1,219	3.3
Group V (cities 10,000 - 24,999)	4,211	10.0	1,233	2.9
Group VI (cities under 10,000)	4,307	7.4	1,366	2.4
Metropolitan counties	14,782	10.9	4,024	3.0
Nonmetropolitan counties	2,215	5.7	659	1.7

**Table 54****Law Enforcement Officers Assaulted**

Time of Day, Percent Distribution, 1994-2003

<i>Time</i>	<i>Total</i>	<i>1994</i>	<i>1995</i>	<i>1996</i>	<i>1997</i>	<i>1998</i>	<i>1999</i>	<i>2000</i>	<i>2001</i>	<i>2002</i>	<i>2003</i>
<b>Total</b>	<b>571,358</b>	<b>64,967</b>	<b>57,762</b>	<b>46,608</b>	<b>52,149</b>	<b>60,673</b>	<b>55,971</b>	<b>58,398</b>	<b>57,463</b>	<b>59,526</b>	<b>57,841</b>
Percent distribution <sup>1</sup>	<b>100.0</b>	100.0	100.0	100.0	100.0	100.0	100.0	100.0	100.0	100.0	100.0
<b>A.M.</b>											
12:01 - 2	<b>87,315</b>	10,164	9,008	7,251	7,971	8,986	8,426	8,960	8,924	8,815	8,810
	<b>15.3</b>	15.6	15.6	15.6	15.3	14.8	15.1	15.3	15.5	14.8	15.2
2:01 - 4	<b>55,755</b>	6,488	5,672	4,582	5,013	5,858	5,371	5,708	5,771	5,753	5,539
	<b>9.8</b>	10.0	9.8	9.8	9.6	9.7	9.6	9.8	10.0	9.7	9.6
4:01 - 6	<b>21,736</b>	2,577	2,194	1,750	1,894	2,240	2,020	2,254	2,224	2,314	2,269
	<b>3.8</b>	4.0	3.8	3.8	3.6	3.7	3.6	3.9	3.9	3.9	3.9
6:01 - 8	<b>13,628</b>	1,475	1,241	915	1,072	1,505	1,331	1,427	1,514	1,608	1,540
	<b>2.4</b>	2.3	2.1	2.0	2.1	2.5	2.4	2.4	2.6	2.7	2.7
8:01 - 10	<b>21,453</b>	2,191	1,899	1,601	1,846	2,355	2,060	2,311	2,304	2,496	2,390
	<b>3.8</b>	3.4	3.3	3.4	3.5	3.9	3.7	4.0	4.0	4.2	4.1
10:01 - Noon	<b>27,844</b>	2,990	2,682	2,008	2,333	3,021	2,675	2,920	2,905	3,167	3,143
	<b>4.9</b>	4.6	4.6	4.3	4.5	5.0	4.8	5.0	5.1	5.3	5.4
<b>P.M.</b>											
12:01 - 2	<b>32,226</b>	3,435	3,127	2,546	2,772	3,246	3,006	3,641	3,349	3,586	3,518
	<b>5.6</b>	5.3	5.4	5.5	5.3	5.3	5.4	6.2	5.8	6.0	6.1
2:01 - 4	<b>40,125</b>	4,252	3,868	3,281	3,659	4,225	4,053	3,929	4,168	4,389	4,301
	<b>7.0</b>	6.5	6.7	7.0	7.0	7.0	7.2	6.7	7.3	7.4	7.4
4:01 - 6	<b>51,146</b>	5,741	5,097	4,143	4,719	5,505	5,152	5,298	5,039	5,332	5,120
	<b>9.0</b>	8.8	8.8	8.9	9.0	9.1	9.2	9.1	8.8	9.0	8.9
6:01 - 8	<b>61,227</b>	6,832	6,139	5,082	5,727	6,553	6,012	6,198	6,087	6,278	6,319
	<b>10.7</b>	10.5	10.6	10.9	11.0	10.8	10.7	10.6	10.6	10.5	10.9
8:01 - 10	<b>75,854</b>	8,636	7,780	6,319	7,108	8,125	7,697	7,675	7,577	7,609	7,328
	<b>13.3</b>	13.3	13.5	13.6	13.6	13.4	13.8	13.1	13.2	12.8	12.7
10:01 - Midnight	<b>83,049</b>	10,186	9,055	7,130	8,035	9,054	8,168	8,077	7,601	8,179	7,564
	<b>14.5</b>	15.7	15.7	15.3	15.4	14.9	14.6	13.8	13.2	13.7	13.1

<sup>1</sup>Due to rounding, the percentages may not add to 100.0.

**Table 55****Law Enforcement Officers Assaulted**Circumstance at Scene of Incident and Percent Cleared<sup>1</sup> by Population Group, 2003

<i>Circumstance</i>	<i>Total</i>	<i>Group I</i>	<i>Group II</i>	<i>Group III</i>	<i>Group IV</i>	<i>Group V</i>	<i>Group VI</i>	<i>Metro-politan counties</i>	<i>Nonmetro-politan counties</i>
<b>Total</b>	<b>57,841</b>	<b>15,604</b>	<b>6,409</b>	<b>5,970</b>	<b>4,343</b>	<b>4,211</b>	<b>4,307</b>	<b>14,782</b>	<b>2,215</b>
Percent cleared	<b>88.7</b>	91.0	88.8	87.0	88.3	85.6	88.2	88.7	84.7
Disturbance calls (family quarrels, bar fights, person with firearm, etc.)	<b>17,676</b>	4,696	2,174	2,095	1,475	1,437	1,294	3,869	636
Percent cleared	<b>91.5</b>	94.4	89.5	89.8	90.2	87.2	94.0	91.1	92.1
Burglaries in progress/pursuing burglary suspects	<b>785</b>	184	105	100	68	74	49	196	9
Percent cleared	<b>86.9</b>	94.0	91.4	85.0	80.9	81.1	79.6	85.7	66.7
Robberies in progress/pursuing robbery suspects	<b>540</b>	207	60	61	34	40	15	112	11
Percent cleared	<b>89.3</b>	85.5	90.0	91.8	88.2	97.5	93.3	91.1	90.9
Attempting other arrests	<b>9,567</b>	2,525	1,103	1,051	859	823	810	2,082	314
Percent cleared	<b>90.3</b>	92.6	89.1	87.5	90.5	85.1	88.8	93.4	82.5
Civil disorders (mass disobedience, riot, etc.)	<b>738</b>	231	92	77	67	63	53	125	30
Percent cleared	<b>80.4</b>	77.9	81.5	67.5	82.1	81.0	79.2	88.0	93.3
Handling, transporting, custody of prisoners	<b>7,216</b>	1,706	530	527	475	475	427	2,730	346
Percent cleared	<b>88.1</b>	95.1	91.1	89.4	91.2	86.5	88.1	83.0	85.3
Investigating suspicious persons/circumstances	<b>5,629</b>	2,076	650	605	398	373	407	979	141
Percent cleared	<b>87.2</b>	88.5	86.3	83.8	84.7	83.9	86.7	90.7	81.6
Ambush situations	<b>191</b>	73	17	19	8	10	15	39	10
Percent cleared	<b>70.7</b>	61.6	64.7	63.2	100.0	60.0	86.7	84.6	70.0
Handling mentally deranged persons	<b>997</b>	250	113	95	67	77	86	271	38
Percent cleared	<b>81.2</b>	74.8	90.3	89.5	82.1	71.4	81.4	83.4	78.9
Traffic pursuits/stops	<b>6,431</b>	1,772	682	598	398	399	628	1,549	405
Percent cleared	<b>87.5</b>	86.8	89.7	87.0	85.4	89.2	86.8	88.4	85.4
All other	<b>8,071</b>	1,884	883	742	494	440	523	2,830	275
Percent cleared	<b>85.5</b>	88.4	87.0	81.4	83.6	81.6	79.0	87.9	70.5

<sup>1</sup>Offenses reported to the national UCR Program can be cleared either by arrest or exceptional means (when elements beyond law enforcement's control prevent the agency from placing formal charges against the offender).

**Table 56****Law Enforcement Officers Assaulted**

Circumstance at Scene of Incident by Type of Assignment, Percent Distribution, 2003

Circumstance	Total	2-Officer vehicle	1-Officer vehicle		Detective/ Special assignment		Other	
			Alone	Assisted	Alone	Assisted	Alone	Assisted
<b>Total</b>	<b>57,841</b>	<b>10,292</b>	<b>13,795</b>	<b>22,568</b>	<b>948</b>	<b>2,086</b>	<b>2,359</b>	<b>5,793</b>
Percent of total assignments <sup>1</sup>	<b>100.0</b>	<b>100.0</b>	<b>100.0</b>	<b>100.0</b>	<b>100.0</b>	<b>100.0</b>	<b>100.0</b>	<b>100.0</b>
Disturbance calls (family quarrels, bar fights, person with firearm, etc.)	<b>17,676</b>	3,456	4,002	8,471	176	252	329	990
Percent of total assignments	<b>30.6</b>	33.6	29.0	37.5	18.6	12.1	13.9	17.1
Burglaries in progress/pursuing burglary suspects	<b>785</b>	151	171	374	8	22	18	41
Percent of total assignments	<b>1.4</b>	1.5	1.2	1.7	0.8	1.1	0.8	0.7
Robberies in progress/pursuing robbery suspects	<b>540</b>	128	108	211	9	35	26	23
Percent of total assignments	<b>0.9</b>	1.2	0.8	0.9	0.9	1.7	1.1	0.4
Attempting other arrests	<b>9,567</b>	1,659	2,131	3,915	207	562	280	813
Percent of total assignments	<b>16.5</b>	16.1	15.4	17.3	21.8	26.9	11.9	14.0
Civil disorders (mass disobedience, riot, etc.)	<b>738</b>	106	155	229	17	91	36	104
Percent of total assignments	<b>1.3</b>	1.0	1.1	1.0	1.8	4.4	1.5	1.8
Handling, transporting, custody of prisoners	<b>7,216</b>	829	1,269	1,883	101	261	708	2,165
Percent of total assignments	<b>12.5</b>	8.1	9.2	8.3	10.7	12.5	30.0	37.4
Investigating suspicious persons/circumstances	<b>5,629</b>	1,381	1,495	1,802	109	320	186	336
Percent of total assignments	<b>9.7</b>	13.4	10.8	8.0	11.5	15.3	7.9	5.8
Ambush situations	<b>191</b>	37	52	41	3	7	22	29
Percent of total assignments	<b>0.3</b>	0.4	0.4	0.2	0.3	0.3	0.9	0.5
Handling mentally deranged persons	<b>997</b>	188	195	511	10	15	21	57
Percent of total assignments	<b>1.7</b>	1.8	1.4	2.3	1.1	0.7	0.9	1.0
Traffic pursuits/stops	<b>6,431</b>	1,290	2,052	2,610	67	135	61	216
Percent of total assignments	<b>11.1</b>	12.5	14.9	11.6	7.1	6.5	2.6	3.7
All other	<b>8,071</b>	1,067	2,165	2,521	241	386	672	1,019
Percent of total assignments	<b>14.0</b>	10.4	15.7	11.2	25.4	18.5	28.5	17.6

<sup>1</sup>Due to rounding, the percentages may not add to 100.0.

**Table 57****Law Enforcement Officers Assaulted**

Number of Assaults and Percent Injured by Type of Weapon, 1994-2003

	<i>Total</i>	<i>Firearm</i>	<i>Knife or other cutting instrument</i>	<i>Other dangerous weapon</i>	<i>Personal weapons</i>	<i>Number of reporting agencies</i>	<i>Population covered</i>	<i>Number of officers employed</i>
1994 Total assaults	<b>64,967</b>	3,174	1,510	7,197	53,086	10,246	215,500,906	469,426
Percent injured	<b>35.8</b>	26.6	29.3	36.7	36.4			
1995 Total assaults	<b>57,762</b>	2,354	1,356	6,414	47,638	8,503	191,759,197	428,379
Percent injured	<b>30.1</b>	19.3	23.9	31.1	30.7			
1996 Total assaults	<b>46,608</b>	1,878	871	5,069	38,790	7,803	165,263,526	371,964
Percent injured	<b>32.1</b>	24.8	30.7	39.4	31.5			
1997 Total assaults	<b>52,149</b>	2,110	971	5,800	43,268	8,120	184,824,864	411,015
Percent injured	<b>30.4</b>	23.1	25.4	32.1	30.6			
1998 Total assaults	<b>60,673</b>	2,126	1,098	7,415	50,034	8,153	193,098,427	452,361
Percent injured	<b>30.7</b>	20.7	23.7	30.2	31.3			
1999 Total assaults	<b>55,971</b>	1,772	999	7,560	45,640	9,832	207,124,112	462,782
Percent injured	<b>28.0</b>	11.9	17.5	27.1	29.0			
2000 Total assaults	<b>58,398</b>	1,749	1,015	8,132	47,502	8,940	204,598,589	452,531
Percent injured	<b>28.1</b>	11.4	15.2	26.9	29.2			
2001 Total assaults	<b>57,463</b>	1,841	1,168	8,233	46,221	9,773	213,645,308	471,096
Percent injured	<b>28.3</b>	10.3	15.3	26.1	29.7			
2002 Total assaults	<b>59,526</b>	1,927	1,061	8,526	48,012	10,164	219,424,713	491,009
Percent injured	<b>28.2</b>	11.4	15.1	25.7	29.7			
2003 Total assaults	<b>57,841</b>	1,866	1,074	8,059	46,842	10,141	216,103,075	482,985
Percent injured	<b>28.2</b>	11.6	15.0	25.3	29.7			

NOTE: Assault figures published in prior years' editions of *Law Enforcement Officers Killed and Assaulted* have been updated in this table.

**Table 58****Law Enforcement Officers Assaulted**

Region, Geographic Division, and State by Type of Weapon, 2003

<i>Area</i>	<i>Total</i>	<i>Firearm</i>	<i>Knife or other cutting instrument</i>	<i>Other dangerous weapon</i>	<i>Personal weapons</i>	<i>Number of reporting agencies</i>	<i>Population covered</i>	<i>Number of officers employed</i>
<b>Total</b>	<b>57,841</b>	<b>1,866</b>	<b>1,074</b>	<b>8,059</b>	<b>46,842</b>	<b>10,141</b>	<b>216,103,075</b>	<b>482,985</b>
Percent distribution	100.0	3.2	1.9	13.9	81.0			
<b>NORTHEAST</b>	<b>7,495</b>	<b>185</b>	<b>124</b>	<b>919</b>	<b>6,267</b>	<b>1,769</b>	<b>28,537,209</b>	<b>70,361</b>
<b>New England</b>	<b>1,349</b>	<b>9</b>	<b>28</b>	<b>205</b>	<b>1,107</b>	<b>391</b>	<b>5,896,170</b>	<b>12,196</b>
Connecticut	278	1	5	26	246	36	1,344,450	3,088
Maine	258	0	3	39	216	131	1,300,474	1,885
Massachusetts	343	2	11	61	269	74	1,354,673	3,220
New Hampshire	98	1	2	12	83	107	826,721	1,497
Rhode Island	372	5	7	67	293	43	1,069,852	2,506
Vermont <sup>1</sup>								
<b>Middle Atlantic</b>	<b>6,146</b>	<b>176</b>	<b>96</b>	<b>714</b>	<b>5,160</b>	<b>1,378</b>	<b>22,641,039</b>	<b>58,165</b>
New Jersey	2,916	44	47	414	2,411	485	8,364,476	23,025
New York	891	3	10	46	832	269	6,671,178	17,028
Pennsylvania	2,339	129	39	254	1,917	624	7,605,385	18,112
<b>MIDWEST</b>	<b>8,403</b>	<b>251</b>	<b>117</b>	<b>966</b>	<b>7,069</b>	<b>2,860</b>	<b>42,030,453</b>	<b>83,119</b>
<b>East North Central</b>	<b>4,457</b>	<b>126</b>	<b>55</b>	<b>445</b>	<b>3,831</b>	<b>1,277</b>	<b>24,913,384</b>	<b>49,163</b>
Illinois <sup>1</sup>								
Indiana	1,136	22	6	66	1,042	181	5,008,343	8,125
Michigan	1,457	54	38	209	1,156	566	9,842,155	20,074
Ohio	1,194	35	7	158	994	220	5,315,299	11,133
Wisconsin	670	15	4	12	639	310	4,747,587	9,831
<b>West North Central</b>	<b>3,946</b>	<b>125</b>	<b>62</b>	<b>521</b>	<b>3,238</b>	<b>1,583</b>	<b>17,117,069</b>	<b>33,956</b>
Iowa	409	0	11	78	320	232	2,944,062	4,418
Kansas	620	9	10	71	530	237	1,664,507	4,608
Minnesota	49	1	0	5	43	274	4,186,083	6,633
Missouri	2,541	105	35	342	2,059	550	5,632,073	13,294
Nebraska	180	6	2	18	154	117	1,464,378	3,027
North Dakota	72	0	1	1	70	57	535,956	900
South Dakota	75	4	3	6	62	116	690,010	1,076
<b>SOUTH</b>	<b>28,895</b>	<b>959</b>	<b>550</b>	<b>4,352</b>	<b>23,034</b>	<b>4,017</b>	<b>88,644,505</b>	<b>207,095</b>
<b>South Atlantic</b>	<b>17,911</b>	<b>452</b>	<b>338</b>	<b>2,664</b>	<b>14,457</b>	<b>1,770</b>	<b>46,493,897</b>	<b>111,824</b>
Delaware	475	12	9	88	366	51	817,491	2,211
District of Columbia <sup>2</sup>	41	0	2	9	30	2	0	394
Florida	8,953	185	173	1,388	7,207	493	16,509,843	40,392
Georgia	821	35	13	106	667	296	6,901,795	17,030
Maryland	3,554	86	44	441	2,983	123	5,338,977	13,210
North Carolina	2,104	58	44	254	1,748	333	6,666,770	16,593
South Carolina	971	55	34	124	758	271	3,634,030	8,860
Virginia	992	21	19	254	698	201	6,624,991	13,134
West Virginia <sup>1</sup>								
<b>East South Central</b>	<b>3,162</b>	<b>195</b>	<b>82</b>	<b>761</b>	<b>2,124</b>	<b>814</b>	<b>11,964,796</b>	<b>28,522</b>
Alabama	398	16	14	71	297	267	4,032,610	8,681
Kentucky	172	15	0	35	122	10	565,694	1,046
Mississippi	312	12	5	43	252	94	1,527,926	3,389
Tennessee	2,280	152	63	612	1,453	443	5,838,566	15,406

**Table 58****Law Enforcement Officers Assaulted**

Region, Geographic Division, and State by Type of Weapon, 2003—Continued

<i>Area</i>	<i>Total</i>	<i>Firearm</i>	<i>Knife or other cutting instrument</i>	<i>Other dangerous weapon</i>	<i>Personal weapons</i>	<i>Number of reporting agencies</i>	<i>Population covered</i>	<i>Number of officers employed</i>
<b>West South Central</b>	<b>7,822</b>	312	130	927	6,453	1,433	30,185,812	66,749
Arkansas	218	23	10	35	150	45	1,156,790	2,700
Louisiana	1,836	44	12	105	1,675	143	3,830,465	13,760
Oklahoma	802	31	28	117	626	298	3,511,532	6,227
Texas	4,966	214	80	670	4,002	947	21,687,025	44,062
<b>WEST</b>	<b>13,048</b>	471	283	1,822	10,472	1,495	56,890,908	122,410
<b>Mountain</b>	<b>3,886</b>	195	114	617	2,960	658	15,609,424	32,510
Arizona	2,085	131	69	282	1,603	85	5,382,907	10,793
Colorado	724	30	25	166	503	180	3,935,058	9,585
Idaho	259	6	2	33	218	111	1,334,067	2,402
Montana	19	3	0	0	16	66	582,506	872
Nevada	98	1	6	9	82	31	693,645	1,808
New Mexico	418	16	10	91	301	26	973,966	1,932
Utah	223	5	2	27	189	100	2,220,445	4,007
Wyoming	60	3	0	9	48	59	486,830	1,111
<b>Pacific</b>	<b>9,162</b>	276	169	1,205	7,512	837	41,281,484	89,900
Alaska	171	12	8	25	126	31	632,621	1,089
California	7,206	226	123	1,000	5,857	450	30,592,600	73,562
Hawaii	270	7	10	12	241	4	1,257,608	2,816
Oregon	409	6	2	49	352	118	2,833,856	3,938
Washington	1,106	25	26	119	936	234	5,964,799	8,495

<sup>1</sup>Data for Illinois, Vermont, and West Virginia were not available for inclusion in this table.<sup>2</sup>The figure represents the number of assaults on officers reported by the Metro Transit Police and the National Zoological Park.**Table 59****Law Enforcement Officers Assaulted**

Population Group of Victim Officer's Agency by Type of Weapon, 2003

<i>Population group</i>	<i>Total</i>	<i>Firearm</i>	<i>Knife or other cutting instrument</i>	<i>Other dangerous weapon</i>	<i>Personal weapons</i>
<b>Total</b>	<b>57,841</b>	<b>1,866</b>	<b>1,074</b>	<b>8,059</b>	<b>46,842</b>
Percent distribution	100.0	3.2	1.9	13.9	81.0
Group I (cities 250,000 and over)	15,604	719	244	2,147	12,494
Group II (cities 100,000 - 249,999)	6,409	183	117	966	5,143
Group III (cities 50,000 - 99,999)	5,970	160	140	800	4,870
Group IV (cities 25,000 - 49,999)	4,343	62	76	597	3,608
Group V (cities 10,000 - 24,999)	4,211	100	76	576	3,459
Group VI (cities under 10,000)	4,307	81	104	604	3,518
Metropolitan counties	14,782	415	246	1,986	12,135
Nonmetropolitan counties	2,215	146	71	383	1,615

**Table 60****Law Enforcement Officers Assaulted**Circumstance at Scene of Incident by Type of Weapon, Percent Distribution,<sup>1</sup> 2003

<i>Circumstance</i>	<i>Total</i>	<i>Firearm</i>	<i>Knife or other cutting instrument</i>	<i>Other dangerous weapon</i>	<i>Personal weapons</i>
<b>Total</b>	<b>57,841</b>	<b>1,866</b>	<b>1,074</b>	<b>8,059</b>	<b>46,842</b>
Percent distribution	100.0	3.2	1.9	13.9	81.0
Disturbance calls (family quarrels, bar fights, person with firearm, etc.)	17,676	737	475	1,640	14,824
Percent distribution	100.0	4.2	2.7	9.3	83.9
Burglaries in progress/pursuing burglary suspects	785	35	29	160	561
Percent distribution	100.0	4.5	3.7	20.4	71.5
Robberies in progress/pursuing robbery suspects	540	92	15	125	308
Percent distribution	100.0	17.0	2.8	23.1	57.0
Attempting other arrests	9,567	187	103	1,069	8,208
Percent distribution	100.0	2.0	1.1	11.2	85.8
Civil disorders (mass disobedience, riot, etc.)	738	9	10	97	622
Percent distribution	100.0	1.2	1.4	13.1	84.3
Handling, transporting, custody of prisoners	7,216	30	39	543	6,604
Percent distribution	100.0	0.4	0.5	7.5	91.5
Investigating suspicious persons/circumstances	5,629	200	119	837	4,473
Percent distribution	100.0	3.6	2.1	14.9	79.5
Ambush situations	191	60	9	55	67
Percent distribution	100.0	31.4	4.7	28.8	35.1
Handling mentally deranged persons	997	27	92	110	768
Percent distribution	100.0	2.7	9.2	11.0	77.0
Traffic pursuits/stops	6,431	213	49	2,241	3,928
Percent distribution	100.0	3.3	0.8	34.8	61.1
All other	8,071	276	134	1,182	6,479
Percent distribution	100.0	3.4	1.7	14.6	80.3

<sup>1</sup>Due to rounding, the percentages may not add to 100.0.



## **SECTION III**





# Federal Law Enforcement Officers Killed and Assaulted

## Methodology

Unlike Section I that includes data on all federal officers killed in the line of duty in 2003, Section III of this publication contains information about federal officers who were killed or assaulted in the line of duty and who were employed by the following departments and agencies: the U.S. Departments of Homeland Security, the Interior, Justice, and the Treasury; the U.S. Capitol Police; and the U.S. Postal Inspection Service. These federal entities employ the majority of the personnel who are responsible for protecting governmental officials and enforcing and investigating violations of federal laws. The national UCR Program annually contacts these departments and requests information about the officers who were killed or assaulted in the line of duty.

The information regarding Federal Law Enforcement Officers Killed and Assaulted presented in this section differs slightly from the information presented for assaults on local and state law enforcement officers previously addressed in Section II of this publication. Regardless of the extent or even the absence of personal injury, all reports of assaults or threats to assault are included in the data compilations in Section III. Further, the circumstance categories are tailored to depict the unique duties performed by federal law enforcement personnel.

## Overview

In 2003, federal law enforcement agencies reported 437 officers assaulted. Seventy-three of these federal officers sustained personal injuries. (See Tables 61 and 62.)

The Department of Homeland Security employed the largest percentage of the officers assaulted, 52.9 percent. The Department of the Interior employed 25.2 percent of the total number of federal officers assaulted; the Department of Justice, 17.4 percent; the U.S. Capitol Police, 1.8 percent; the U.S. Postal Inspection Service, 1.4 percent; and 1.4 percent worked for the Department of the Treasury. (See Table 61.)

### *Weapons*

A breakdown of data reported concerning the use of weapons showed that personal weapons, such as hands, fists, and feet, were used by offenders in 33.2 percent of the assaults on federal law enforcement officers in 2003. Vehicles were used as weapons in 9.8 percent of the assaults, firearms in 7.8 percent, bombs in 7.8 percent of attacks, blunt objects in 3.0 percent, and knives or other cutting instruments in 1.6 percent of the attacks. Other types of weapons were used in 22.2 percent of the Federal Law Enforcement Officers Killed and Assaulted. Just over 14 percent (14.6) of the assaults were considered threats of violence. (Based on Table 63.)

### *Circumstances*

Data aggregated by circumstance showed that in 2003, the majority of federal law enforcement officers, 45.1 percent, were on patrol or guard duty when they were assaulted. An additional 21.1 percent of the officers were making arrests or serving summonses when they were assaulted, 8.2 percent were on office duty, 7.6 percent were conducting

investigations or searches at the time of their attacks; 6.2 percent of the officers were on protection duty; 3.7 percent were maintaining custody of prisoners; and 0.7 percent were on court duty when attacked. The remaining officers (7.6 percent) were performing other duties. (Based on Table 67.)

### *Regional Breakdowns*

Regionally, data submitted by federal agencies in 2003 revealed that the 234 officers assaulted in the West accounted for 53.5 percent of the total number of federal officers assaulted. The 136 federal officers assaulted in the South comprised 31.1 percent of the total. There were 37 victims attacked in the Midwest and 29 officers assaulted in the Northeast, which accounted for 8.5 percent and 6.6 percent of the total, respectively. One federal law enforcement officer assigned to the U.S. Territory of Puerto Rico was assaulted. (Based on Table 65.)

### *Assailants*

A total of 422 alleged assailants were identified in connection with assaults on 437 federal law enforcement officers in 2003. (See Table 61.) Of the 422 known suspects, 10.4 percent were awaiting trial at the time of this publication, 9.0 percent were found guilty, prosecution was declined for 4.3 percent, and 3.8 percent of the known offenders were not charged or were pending prosecutive opinion. Just over 1 percent (1.2) of the alleged assailants were found incompetent to stand trial, 0.9 percent were found not guilty or their charges were dismissed, 0.7 percent remained fugitives at the

time of this publication, and 0.5 percent of the assailants were deceased. The dispositions for 69.2 percent of the assailants were not provided. (Based on Table 68.)

### *Five-Year Totals*

Data submitted by federal agencies for 1999 through 2003 revealed that 2,556 federal law enforcement officers were victims of assaults. During that 5-year period, 2 federal officers (excluding the 2 federal officers who lost their lives during the September 11, 2001, terrorist attacks) were feloniously killed. (See Table 63.) Both officers were rangers with the National Park Service; one officer was slain in 1999 and one was murdered in 2002.

## Summary of Assaults by Department

### *Department of Homeland Security (DHS)*

In 2003, the DHS provided information on 231 officers who were assaulted, 25 of whom suffered personal injuries during the attacks. Within the DHS, the Bureau of Customs and Border Protection (formerly the U.S. Customs Service) reported 19 officers were assault victims, all of whom suffered personal injuries. The U.S. Secret Service reported that 18 of their officers were attacked and 6 suffered personal injuries. (See Tables 61 and 62.)

The data collected on type of activity the officers were engaged in at the time of the assault showed that of the 231 DHS officers assaulted, 185 were assigned to patrol or guard duty, and 33 were assigned to office duty. Additionally, 5 of the officers were conducting investigations or searches at the time of the attacks, 3 were on protection duty, 3 were making arrests

or serving summonses, 1 was on court duty, and 1 officer was performing other duties. (See Table 67.)

An examination of weapons data revealed that 45 of the 231 DHS officers were assaulted by offenders using personal weapons, such as hands, fists, and feet, and 33 of the officers were assaulted by persons using bombs or explosive devices. Twenty-three of the officers were assaulted by persons with firearms, 17 of the officers were assaulted by individuals using vehicles as a weapon, 8 were assaulted by persons using blunt objects, and 4 were attacked by persons using knives or cutting instruments. Eighty-nine of the victim officers were assaulted by persons using other weapons, and 12 of the officers were threatened with attacks. (See Table 66.)

In 2003, law enforcement identified 12 suspects in connection with the assaults on DHS officers. Of those 12 individuals, 4 were found guilty, 3 were awaiting trial at the time of this publication, 3 were found incompetent to stand trial, and 2 were found either not guilty or the charges against them were dismissed. (See Table 68.)

### *Department of the Interior (DOI)*

The DOI provided 2003 assault data for 110 of their officers. By agency within the DOI, the National Park Service employed 106 of the victim officers, 29 of whom suffered injuries. Four officers were employed by the U.S. Fish and Wildlife Service. (See Tables 61 and 62.)

By type of activity, the data showed that 55 of the DOI officers assaulted were making arrests or serving summonses at the time they were attacked, 24 of the officers assaulted were serving on protection duty, and 13 were conducting investigations or searches. Additionally, 10 of the officers assaulted had custody of prisoners, 3

were on patrol or guard duty, and 1 was on office duty at the time they were assaulted. Four of the victim officers assaulted were performing other duties. (See Table 67.)

The data concerning weapons used during the attacks revealed that over half (63) of the DOI officers who were assaulted in 2003 were attacked by assailants using personal weapons, such as hands, fists, and feet. Additionally, 9 officers were attacked by persons using vehicles as weapons, 5 were attacked by assailants using blunt objects, 3 were attacked by persons with knives or other cutting instruments, and 1 DOI officer was assaulted by a person with a firearm. Twenty-six of the officers were threatened, and the remaining 3 officers were assaulted by persons with other types of weapons. (See Table 66.)

Law enforcement identified 79 suspects in conjunction with the 110 DOI officers who were assaulted in 2003. At the time of this publication, 27 of these suspects were awaiting trial, 24 were found guilty of the assaults, 2 were found incompetent to stand trial, and 1 suspect was found not guilty or the charges were dismissed. Fourteen suspects were either not charged or were pending prosecution, and prosecution for 7 of the alleged assailants was declined. Three suspects remained at large, and 1 alleged assailant is deceased. (See Table 68.)

### *Department of Justice (DOJ)*

The DOJ reported 76 officers were assaulted in 2003. A breakdown by agency of the officers assaulted revealed that 24 officers were employed by the Federal Bureau of Investigation, 24 officers worked for the Drug Enforcement Administration, 23 were employed by the U.S. Marshals Service, and 5 of the victim officers worked for the Bureau of Alcohol, Tobacco, Firearms, and Explosives. Of the 76

DOJ officers assaulted, 14 sustained injuries in the attacks, including 1 officer who was assaulted by a person with a firearm. (See Tables 61 and 62.)

A look at the data by type of activity showed that 29 of the 76 DOJ officers who were assaulted were making arrests or serving summonses when they were attacked, 10 were conducting investigations or searches, and 6 officers had prisoners in custody. Additionally, 2 of the officers were assigned to court duty at the time of the assaults, 1 was on office duty, and 28 officers were assigned to other duties at the time of the assaults. (See Table 67.)

A review of the information concerning weapons showed that offenders using personal weapons (hands, fists, and feet) victimized 26 of the DOJ officers. Thirteen officers were assaulted by assailants using vehicles as weapons, 8 officers were assaulted by persons using firearms, and 1 officer was assaulted by an attacker using a bomb or explosive device. Four officers were assaulted by offenders using other types of weapons. Twenty-four officers were threatened with violence. (See Table 66.)

Law enforcement identified 23 suspects in the assaults of the 76 DOJ officers in 2003. Of the 23 suspects, 9 were awaiting trial at the time of this publication, 6 had been found guilty, prosecution was declined for 5 of the suspects, 2 were either not charged or were pending prosecutive decision, and 1 suspect is deceased. (See Table 68.)

#### *Department of the Treasury (DOT)*

Six officers employed by the DOT were assaulted in 2003. All six of the officers were employed by the Treasury Inspector General for Tax Administration. None of the officers suffered injuries from the attacks. (See Tables 61 and 62.)

The data reported concerning type of activity revealed that at the time of the assaults, 3 officers were making arrests or serving summonses, and 3 were conducting investigations or searches. Three of the officers were assaulted by individuals using personal weapons (hands, fists, and feet), 2 were assaulted by persons using firearms, and 1 officer was threatened with violence. (See Tables 66 and 67.)

Law enforcement identified 3 suspects associated with the assaults on the 6 DOT officers. Two of the offenders were found guilty and prosecution was declined for 1 suspect. (See Table 68.)

#### *U.S. Capitol Police*

Eight U.S. Capitol Police officers were assaulted in 2003. Three of the officers sustained injuries as a result of these assaults. (See Tables 61 and 62.)

By type of activity, the data revealed that 6 of the 8 officers assaulted were performing patrol or guard duty at the time of the attacks, and the other 2 officers were making arrests or serving summonses. An examination of the data surrounding the weapons used in these assaults revealed that offenders attacked 5 of the officers with personal weapons

(hands, fists, and feet) and assaulted the other 3 using vehicles as weapons. (See Tables 66 and 67.)

Law enforcement identified 7 suspects in connection with the assaults of the 8 U.S. Capitol Police officers. Prosecution was declined for 4 of the suspects, and the other 3 were awaiting trial at the time of this publication. (See Table 68.)

#### *U.S. Postal Inspection Service*

Six U.S. Postal Inspection Service law enforcement officers were assaulted in 2003. Two of the officers assaulted suffered injuries as the result of the attacks. (See Tables 61 and 62.)

The data reported about type of activity showed that 3 of the U.S. Postal Inspection Service officers were on patrol or guard duty when they were assaulted, 2 officers were conducting investigations or searches, and 1 officer was assigned to office duty. Data concerning weapons showed that 3 of the officers were assaulted by individuals using personal weapons (hands, fists, and feet), 1 officer was assaulted by a person using a vehicle as a weapon, 1 officer was attacked by an individual using some other weapon, and 1 officer was threatened with violence. (See Tables 66 and 67.)

Two of the 6 suspects identified in the assaults of U.S. Postal Inspection Service officers were found guilty and two were awaiting trial at the time of this publication. One suspect was found not guilty or the charges were dismissed, and in another, prosecution was declined for 1 alleged assailant. (See Table 68.)



**Table 61****Federal Law Enforcement Officers Killed and Assaulted**

Department and Agency by Number of Victims and Known Assaultants, 2002-2003

<i>Department</i> <i>Agency</i>	<i>Victims</i>		<i>Known assaultants</i>	
	<i>2002</i>	<i>2003</i>	<i>2002</i>	<i>2003</i>
<b>Total</b>	<b>374</b>	<b>437</b>	<b>245</b>	<b>422</b>
<b>Department of Homeland Security</b>	113	231	40	285
Bureau of Immigration and Customs Enforcement <sup>1,2</sup>	54		7	
Bureau of Customs and Border Protection <sup>3</sup>	45	213	28	273
U.S. Secret Service	14	18	5	12
<b>Department of the Interior</b>	160	110	138	79
Bureau of Indian Affairs <sup>2</sup>	63		56	
National Park Service	97	106	82	75
U.S. Fish and Wildlife Service <sup>4</sup>		4		4
<b>Department of Justice</b>	80	76	48	42
Bureau of Alcohol, Tobacco, Firearms, and Explosives	3	5	4	6
Drug Enforcement Administration <sup>5</sup>	28	24		
Federal Bureau of Investigation	48	24	43	13
U.S. Marshals Service	1	23	1	23
<b>Department of the Treasury</b>	3	6	1	3
Internal Revenue Service	0	0	0	0
Treasury Inspector General for Tax Administration	3	6	1	3
<b>U.S. Capitol Police</b>	10	8	10	7
<b>U.S. Postal Inspection Service</b>	8	6	8	6

<sup>1</sup>For 2002, data are based only on those victims who discharged their service weapons.<sup>2</sup>Data for 2003 for the Bureau of Immigration and Customs Enforcement and the Bureau of Indian Affairs were not available for inclusion in this table.<sup>3</sup>With the realignment of federal agencies, for 2003, the Bureau of Customs and Border Protection (formerly the U.S. Customs Service) now includes the U.S. Border Patrol information (formerly included in the Immigration and Naturalization Service information).<sup>4</sup>Prior to 2003, data were not collected.<sup>5</sup>The Drug Enforcement Administration did not report known assailant information for 2002 and 2003.

**Table 62****Federal Law Enforcement Officers Killed and Assaulted**

Department and Agency by Number Killed and Injured, 2003

<i>Department</i> <i>Agency</i>	<i>Killed</i>		<i>Injured</i>	
	<i>Firearm</i>	<i>Other weapon</i>	<i>Firearm</i>	<i>Other weapon</i>
<b>Total</b>	<b>0</b>	<b>0</b>	<b>1</b>	<b>72</b>
<b>Department of Homeland Security</b>	0	0	0	25
Bureau of Immigration and Customs Enforcement <sup>1</sup>				
Bureau of Customs and Border Protection <sup>2</sup>	0	0	0	19
U.S. Secret Service	0	0	0	6
<b>Department of the Interior</b>	0	0	0	29
Bureau of Indian Affairs <sup>1</sup>				
National Park Service	0	0	0	29
U.S. Fish and Wildlife Service	0	0	0	0
<b>Department of Justice</b>	0	0	1	13
Bureau of Alcohol, Tobacco, Firearms, and Explosives	0	0	0	0
Drug Enforcement Administration	0	0	1	0
Federal Bureau of Investigation	0	0	0	6
U.S. Marshals Service	0	0	0	7
<b>Department of the Treasury</b>	0	0	0	0
Internal Revenue Service	0	0	0	0
Treasury Inspector General for Tax Administration	0	0	0	0
<b>U.S. Capitol Police</b>	0	0	0	3
<b>U.S. Postal Inspection Service</b>	0	0	0	2

<sup>1</sup>Data for 2003 for the Bureau of Immigration and Customs Enforcement and the Bureau of Indian Affairs were not available for inclusion in this table.<sup>2</sup>With the realignment of federal agencies, the Bureau of Customs and Border Protection (formerly the U.S. Customs Service) now includes the U.S. Border Patrol information (formerly included in the Immigration and Naturalization Service information).



**Table 63****Federal Law Enforcement Officers Killed and Assaulted**

Extent of Injury by Type of Weapon, 1999-2003

<i>Extent of injury</i>	<i>Total</i>	<i>Firearm</i>	<i>Knife or other cutting instrument</i>	<i>Blunt object</i>	<i>Bomb</i>	<i>Vehicle</i>	<i>Personal weapons</i>	<i>Threat</i>	<i>Other</i>
<b>Total</b>	<b>2,556</b>	<b>270</b>	<b>47</b>	<b>79</b>	<b>39</b>	<b>265</b>	<b>905</b>	<b>339</b>	<b>612</b>
<b>1999</b>	<b>627</b>	100	13	9	0	55	234	91	125
Killed	<b>1</b>	1	0	0	0	0	0	0	0
Injured	<b>171</b>	32	3	4	0	13	108	0	11
Not injured	<b>455</b>	67	10	5	0	42	126	91	114
<b>2000</b>	<b>528</b>	56	7	6	5	50	171	52	181
Killed	<b>0</b>	0	0	0	0	0	0	0	0
Injured	<b>124</b>	5	1	4	0	12	80	0	22
Not injured	<b>404</b>	51	6	2	5	38	91	52	159
<b>2001<sup>1</sup></b>	<b>590</b>	46	4	28	0	70	182	67	193
Killed	<b>0</b>	0	0	0	0	0	0	0	0
Injured	<b>126</b>	4	2	22	0	17	67	0	14
Not injured	<b>464</b>	42	2	6	0	53	115	67	179
<b>2002</b>	<b>374</b>	34	16	23	0	47	173	65	16
Killed	<b>1</b>	1	0	0	0	0	0	0	0
Injured	<b>132</b>	1	5	10	0	8	103	0	5
Not injured	<b>241</b>	32	11	13	0	39	70	65	11
<b>2003<sup>2,3</sup></b>	<b>437</b>	34	7	13	34	43	145	64	97
Killed	<b>0</b>	0	0	0	0	0	0	0	0
Injured	<b>73</b>	1	0	2	0	11	49	0	10
Not injured	<b>364</b>	33	7	11	34	32	96	64	87

<sup>1</sup>The two deaths that resulted from the events of September 11, 2001, are not included in this table.<sup>2</sup>Data for 2003 for the Bureau of Immigration and Customs Enforcement and the Bureau of Indian Affairs were not available for inclusion in this table.<sup>3</sup>Prior to 2003, data were not collected from the U.S. Fish and Wildlife Service.

**Table 64****Federal Law Enforcement Officers Killed and Assaulted**

Department by Type of Weapon, 1999-2003

<i>Department</i>	<i>Total</i>	<i>Firearm</i>	<i>Knife or other cutting instrument</i>	<i>Blunt object</i>	<i>Bomb</i>	<i>Vehicle</i>	<i>Personal weapons</i>	<i>Threat</i>	<i>Other</i>
<b>Total</b>	<b>2,556</b>	<b>270</b>	<b>47</b>	<b>79</b>	<b>39</b>	<b>265</b>	<b>905</b>	<b>339</b>	<b>612</b>
<b>Department of Homeland Security<sup>1,2</sup></b>	<b>344</b>	40	7	20	33	41	80	32	91
2002	113	17	3	12	0	24	35	20	2
2003	231	23	4	8	33	17	45	12	89
<b>Department of the Interior<sup>2,3</sup></b>	<b>578</b>	28	18	12	0	75	336	78	31
1999	103	4	2	2	0	18	64	7	6
2000	101	16	0	0	0	14	54	9	8
2001	104	1	2	1	0	18	48	28	6
2002	160	6	11	4	0	16	107	8	8
2003	110	1	3	5	0	9	63	26	3
<b>Department of Justice<sup>1,4</sup></b>	<b>1,247</b>	180	12	42	6	107	278	152	470
1999	384	87	4	4	0	22	107	46	114
2000	329	37	4	5	5	27	63	19	169
2001	378	37	2	27	0	39	65	26	182
2002	80	11	2	6	0	6	17	37	1
2003	76	8	0	0	1	13	26	24	4
<b>Department of the Treasury<sup>1,4</sup></b>	<b>289</b>	19	8	3	0	30	146	73	10
1999	121	9	5	3	0	14	50	37	3
2000	76	2	3	0	0	5	41	23	2
2001	83	6	0	0	0	11	52	12	2
2002	3	0	0	0	0	0	0	0	3
2003	6	2	0	0	0	0	3	1	0
<b>U.S. Capitol Police</b>	<b>37</b>	0	0	0	0	5	27	1	4
1999	6	0	0	0	0	0	3	1	2
2000	7	0	0	0	0	1	4	0	2
2001	6	0	0	0	0	0	6	0	0
2002	10	0	0	0	0	1	9	0	0
2003	8	0	0	0	0	3	5	0	0
<b>U.S. Postal Inspection Service</b>	<b>61</b>	3	2	2	0	7	38	3	6
1999	13	0	2	0	0	1	10	0	0
2000	15	1	0	1	0	3	9	1	0
2001	19	2	0	0	0	2	11	1	3
2002	8	0	0	1	0	0	5	0	2
2003	6	0	0	0	0	1	3	1	1

<sup>1</sup>In 2002, the newly created Department of Homeland Security gained the Bureau of Immigration and Customs Enforcement (formerly the Immigration and Naturalization Service) from the Department of Justice and the Bureau of Customs and Border Protection (formerly the U.S. Customs Service) and the U.S. Secret Service from the Department of the Treasury.

<sup>2</sup>Data for 2003 for the Bureau of Immigration and Customs Enforcement and the Bureau of Indian Affairs were not available for inclusion in this table.

<sup>3</sup>Prior to 2003, data were not collected from the U.S. Fish and Wildlife Service.

<sup>4</sup>With the realignment of several federal agencies in 2002, the Bureau of Alcohol, Tobacco, Firearms, and Explosives (formerly the Bureau of Alcohol, Tobacco and Firearms) was moved from the Department of the Treasury to the Department of Justice.

NOTE: The two deaths that resulted from the events of September 11, 2001, are not included in this table.

**Table 65****Federal Law Enforcement Officers Killed and Assaulted**

Region, Geographic Division, and State by Type of Weapon, 2003

<i>Area</i>	<i>Total</i>	<i>Firearm</i>	<i>Knife or other cutting instrument</i>	<i>Blunt object</i>	<i>Bomb</i>	<i>Vehicle</i>	<i>Personal weapons</i>	<i>Threat</i>	<i>Other</i>
<b>Total<sup>1</sup></b>	<b>437</b>	<b>34</b>	<b>7</b>	<b>13</b>	<b>34</b>	<b>43</b>	<b>145</b>	<b>64</b>	<b>97</b>
<b>NORTHEAST</b>	<b>29</b>	<b>3</b>	<b>0</b>	<b>0</b>	<b>0</b>	<b>2</b>	<b>10</b>	<b>12</b>	<b>2</b>
<b>New England</b>	<b>3</b>	<b>0</b>	<b>0</b>	<b>0</b>	<b>0</b>	<b>1</b>	<b>2</b>	<b>0</b>	<b>0</b>
Connecticut	0	0	0	0	0	0	0	0	0
Maine	0	0	0	0	0	0	0	0	0
Massachusetts	2	0	0	0	0	0	2	0	0
New Hampshire	0	0	0	0	0	0	0	0	0
Rhode Island	1	0	0	0	0	1	0	0	0
Vermont	0	0	0	0	0	0	0	0	0
<b>Middle Atlantic</b>	<b>26</b>	<b>3</b>	<b>0</b>	<b>0</b>	<b>0</b>	<b>1</b>	<b>8</b>	<b>12</b>	<b>2</b>
New Jersey	5	0	0	0	0	0	2	2	1
New York	14	2	0	0	0	1	1	9	1
Pennsylvania	7	1	0	0	0	0	5	1	0
<b>MIDWEST</b>	<b>37</b>	<b>4</b>	<b>2</b>	<b>0</b>	<b>0</b>	<b>5</b>	<b>20</b>	<b>6</b>	<b>0</b>
<b>East North Central</b>	<b>27</b>	<b>4</b>	<b>2</b>	<b>0</b>	<b>0</b>	<b>4</b>	<b>13</b>	<b>4</b>	<b>0</b>
Illinois	6	0	1	0	0	1	3	1	0
Indiana	2	0	0	0	0	0	2	0	0
Michigan	11	1	0	0	0	0	8	2	0
Ohio	6	3	0	0	0	3	0	0	0
Wisconsin	2	0	1	0	0	0	0	1	0
<b>West North Central</b>	<b>10</b>	<b>0</b>	<b>0</b>	<b>0</b>	<b>0</b>	<b>1</b>	<b>7</b>	<b>2</b>	<b>0</b>
Iowa	0	0	0	0	0	0	0	0	0
Kansas	0	0	0	0	0	0	0	0	0
Minnesota	0	0	0	0	0	0	0	0	0
Missouri	10	0	0	0	0	1	7	2	0
Nebraska	0	0	0	0	0	0	0	0	0
North Dakota	0	0	0	0	0	0	0	0	0
South Dakota	0	0	0	0	0	0	0	0	0
<b>SOUTH</b>	<b>136</b>	<b>16</b>	<b>3</b>	<b>6</b>	<b>28</b>	<b>9</b>	<b>52</b>	<b>13</b>	<b>9</b>
<b>South Atlantic</b>	<b>56</b>	<b>0</b>	<b>0</b>	<b>0</b>	<b>1</b>	<b>9</b>	<b>38</b>	<b>4</b>	<b>4</b>
Delaware	0	0	0	0	0	0	0	0	0
District of Columbia	34	0	0	0	0	5	24	2	3
Florida	4	0	0	0	1	0	3	0	0
Georgia	5	0	0	0	0	1	1	2	1
Maryland	6	0	0	0	0	2	4	0	0
North Carolina	2	0	0	0	0	0	2	0	0
South Carolina	1	0	0	0	0	0	1	0	0
Virginia	3	0	0	0	0	1	2	0	0
West Virginia	1	0	0	0	0	0	1	0	0
<b>East South Central</b>	<b>6</b>	<b>0</b>	<b>0</b>	<b>0</b>	<b>0</b>	<b>0</b>	<b>4</b>	<b>2</b>	<b>0</b>
Alabama	0	0	0	0	0	0	0	0	0
Kentucky	2	0	0	0	0	0	0	2	0
Mississippi	2	0	0	0	0	0	2	0	0
Tennessee	2	0	0	0	0	0	2	0	0

**Table 65**

**Federal Law Enforcement Officers Killed and Assaulted**

Region, Geographic Division, and State by Type of Weapon, 2003—Continued

<i>Area</i>	<i>Total</i>	<i>Firearm</i>	<i>Knife or other cutting instrument</i>	<i>Blunt object</i>	<i>Bomb</i>	<i>Vehicle</i>	<i>Personal weapons</i>	<i>Threat</i>	<i>Other</i>
<b>West South Central</b>	<b>74</b>	16	3	6	27	0	10	7	5
Arkansas	1	0	0	0	0	0	0	0	1
Louisiana	1	0	0	0	0	0	1	0	0
Oklahoma	4	1	0	0	1	0	1	1	0
Texas	68	15	3	6	26	0	8	6	4
<b>WEST</b>	<b>234</b>	11	2	7	6	27	62	33	86
<b>Mountain</b>	<b>145</b>	8	0	4	2	11	41	24	55
Arizona	100	6	0	2	2	11	20	4	55
Colorado	1	1	0	0	0	0	0	0	0
Idaho	0	0	0	0	0	0	0	0	0
Montana	1	0	0	0	0	0	1	0	0
Nevada	5	0	0	0	0	0	5	0	0
New Mexico	3	0	0	0	0	0	3	0	0
Utah	0	0	0	0	0	0	0	0	0
Wyoming	35	1	0	2	0	0	12	20	0
<b>Pacific</b>	<b>89</b>	3	2	3	4	16	21	9	31
Alaska	2	0	0	0	0	0	2	0	0
California	82	3	2	3	4	16	17	6	31
Hawaii	1	0	0	0	0	0	0	1	0
Oregon	1	0	0	0	0	0	1	0	0
Washington	3	0	0	0	0	0	1	2	0
<b>U.S. TERRITORIES</b>	<b>1</b>	0	0	0	0	0	1	0	0
American Samoa	0	0	0	0	0	0	0	0	0
Guam	0	0	0	0	0	0	0	0	0
Mariana Islands	0	0	0	0	0	0	0	0	0
Puerto Rico	1	0	0	0	0	0	1	0	0
U.S. Virgin Islands	0	0	0	0	0	0	0	0	0

<sup>1</sup>Data for 2003 for the Bureau of Immigration and Customs Enforcement and the Bureau of Indian Affairs were not available for inclusion in this table.

**Table 66****Federal Law Enforcement Officers Killed and Assaulted**

Department and Agency by Type of Weapon, 2003

<i>Department Agency</i>	<i>Total</i>	<i>Firearm</i>	<i>Knife or other cutting instrument</i>	<i>Blunt object</i>	<i>Bomb</i>	<i>Vehicle</i>	<i>Personal weapons</i>	<i>Threat</i>	<i>Other</i>
<b>Total</b>	<b>437</b>	<b>34</b>	<b>7</b>	<b>13</b>	<b>34</b>	<b>43</b>	<b>145</b>	<b>64</b>	<b>97</b>
<b>Department of Homeland Security</b>	<b>231</b>	23	4	8	33	17	45	12	89
Bureau of Immigration and Customs Enforcement <sup>1</sup>									
Bureau of Customs and Border Protection <sup>2</sup>	<b>213</b>	23	2	8	33	17	34	9	87
U.S. Secret Service	<b>18</b>	0	2	0	0	0	11	3	2
<b>Department of the Interior</b>	<b>110</b>	1	3	5	0	9	63	26	3
Bureau of Indian Affairs <sup>1</sup>									
National Park Service	<b>106</b>	1	3	5	0	8	62	25	2
U.S. Fish and Wildlife Service	<b>4</b>	0	0	0	0	1	1	1	1
<b>Department of Justice</b>	<b>76</b>	8	0	0	1	13	26	24	4
Bureau of Alcohol, Tobacco, Firearms, and Explosives	<b>5</b>	1	0	0	0	2	2	0	0
Drug Enforcement Administration	<b>24</b>	1	0	0	0	0	0	23	0
Federal Bureau of Investigation	<b>24</b>	6	0	0	1	8	5	1	3
U.S. Marshals Service	<b>23</b>	0	0	0	0	3	19	0	1
<b>Department of the Treasury</b>	<b>6</b>	2	0	0	0	0	3	1	0
Internal Revenue Service	<b>0</b>	0	0	0	0	0	0	0	0
Treasury Inspector General for Tax Administration	<b>6</b>	2	0	0	0	0	3	1	0
<b>U.S. Capitol Police</b>	<b>8</b>	0	0	0	0	3	5	0	0
<b>U.S. Postal Inspection Service</b>	<b>6</b>	0	0	0	0	1	3	1	1

<sup>1</sup>Data for 2003 for the Bureau of Immigration and Customs Enforcement and the Bureau of Indian Affairs were not available for inclusion in this table.<sup>2</sup>With the realignment of federal agencies, for 2003, the Bureau of Customs and Border Protection (formerly the U.S. Customs Service) now includes the U.S. Border Patrol information (formerly included in the Immigration and Naturalization Service information).

**Table 67****Federal Law Enforcement Officers Killed and Assaulted**

Department and Agency by Type of Activity, 2003

<i>Department Agency</i>	<i>Total</i>	<i>Arrests/ summons</i>	<i>Court duty</i>	<i>Custody of prisoners</i>	<i>Investigations/ searches</i>	<i>Protection duty</i>	<i>Office duty</i>	<i>Patrol/ guard duty</i>	<i>Other</i>
<b>Total</b>	<b>437</b>	<b>92</b>	<b>3</b>	<b>16</b>	<b>33</b>	<b>27</b>	<b>36</b>	<b>197</b>	<b>33</b>
<b>Department of Homeland Security</b>	<b>231</b>	<b>3</b>	<b>1</b>	<b>0</b>	<b>5</b>	<b>3</b>	<b>33</b>	<b>185</b>	<b>1</b>
Bureau of Immigration and Customs Enforcement <sup>1</sup>									
Bureau of Customs and Border Protection <sup>2</sup>	<b>213</b>	<b>0</b>	<b>0</b>	<b>0</b>	<b>0</b>	<b>0</b>	<b>33</b>	<b>180</b>	<b>0</b>
U.S. Secret Service	<b>18</b>	<b>3</b>	<b>1</b>	<b>0</b>	<b>5</b>	<b>3</b>	<b>0</b>	<b>5</b>	<b>1</b>
<b>Department of the Interior</b>	<b>110</b>	<b>55</b>	<b>0</b>	<b>10</b>	<b>13</b>	<b>24</b>	<b>1</b>	<b>3</b>	<b>4</b>
Bureau of Indian Affairs <sup>1</sup>									
National Park Service	<b>106</b>	<b>54</b>	<b>0</b>	<b>10</b>	<b>12</b>	<b>24</b>	<b>1</b>	<b>1</b>	<b>4</b>
U.S. Fish and Wildlife Service	<b>4</b>	<b>1</b>	<b>0</b>	<b>0</b>	<b>1</b>	<b>0</b>	<b>0</b>	<b>2</b>	<b>0</b>
<b>Department of Justice</b>	<b>76</b>	<b>29</b>	<b>2</b>	<b>6</b>	<b>10</b>	<b>0</b>	<b>1</b>	<b>0</b>	<b>28</b>
Bureau of Alcohol, Tobacco, Firearms, and Explosives	<b>5</b>	<b>2</b>	<b>1</b>	<b>0</b>	<b>1</b>	<b>0</b>	<b>0</b>	<b>0</b>	<b>1</b>
Drug Enforcement Administration	<b>24</b>	<b>0</b>	<b>0</b>	<b>0</b>	<b>0</b>	<b>0</b>	<b>0</b>	<b>0</b>	<b>24</b>
Federal Bureau of Investigation	<b>24</b>	<b>14</b>	<b>0</b>	<b>2</b>	<b>4</b>	<b>0</b>	<b>1</b>	<b>0</b>	<b>3</b>
U.S. Marshals Service	<b>23</b>	<b>13</b>	<b>1</b>	<b>4</b>	<b>5</b>	<b>0</b>	<b>0</b>	<b>0</b>	<b>0</b>
<b>Department of the Treasury</b>	<b>6</b>	<b>3</b>	<b>0</b>	<b>0</b>	<b>3</b>	<b>0</b>	<b>0</b>	<b>0</b>	<b>0</b>
Internal Revenue Service	<b>0</b>	<b>0</b>	<b>0</b>	<b>0</b>	<b>0</b>	<b>0</b>	<b>0</b>	<b>0</b>	<b>0</b>
Treasury Inspector General for Tax Administration	<b>6</b>	<b>3</b>	<b>0</b>	<b>0</b>	<b>3</b>	<b>0</b>	<b>0</b>	<b>0</b>	<b>0</b>
<b>U.S. Capitol Police</b>	<b>8</b>	<b>2</b>	<b>0</b>	<b>0</b>	<b>0</b>	<b>0</b>	<b>0</b>	<b>6</b>	<b>0</b>
<b>U.S. Postal Inspection Service</b>	<b>6</b>	<b>0</b>	<b>0</b>	<b>0</b>	<b>2</b>	<b>0</b>	<b>1</b>	<b>3</b>	<b>0</b>

<sup>1</sup>Data for 2003 for the Bureau of Immigration and Customs Enforcement and the Bureau of Indian Affairs were not available for inclusion in this table.<sup>2</sup>With the realignment of federal agencies, for 2003, the Bureau of Customs and Border Protection (formerly the U.S. Customs Service) now includes the U.S. Border Patrol information (formerly included in the Immigration and Naturalization Service information).

**Table 68****Federal Law Enforcement Officers Killed and Assaulted**

Department and Agency by Disposition of Known Assailants, 2003

<i>Department Agency</i>	<i>Total</i>	<i>Persons not charged</i>			<i>Persons charged</i>				
		<i>Deceased</i>	<i>Pending prosecutive opinion</i>	<i>Prosecution declined</i>	<i>Fugitive</i>	<i>Incompetent to stand trial</i>	<i>Awaiting trial</i>	<i>Dismissed/ not guilty</i>	<i>Guilty</i>
<b>Total</b>	<b>130</b>	<b>2</b>	<b>16</b>	<b>18</b>	<b>3</b>	<b>5</b>	<b>44</b>	<b>4</b>	<b>38</b>
<b>Department of Homeland Security</b>	<b>12</b>	0	0	0	0	3	3	2	4
Bureau of Immigration and Customs Enforcement <sup>1</sup>									
Bureau of Customs and Border Protection <sup>2</sup>									
U.S. Secret Service	<b>12</b>	0	0	0	0	3	3	2	4
<b>Department of the Interior</b>	<b>79</b>	1	14	7	3	2	27	1	24
Bureau of Indian Affairs <sup>1</sup>									
National Park Service	<b>75</b>	1	14	7	3	2	26	1	21
U.S. Fish and Wildlife Service	<b>4</b>	0	0	0	0	0	1	0	3
<b>Department of Justice</b>	<b>23</b>	1	2	5	0	0	9	0	6
Bureau of Alcohol, Tobacco, Firearms, and Explosives	<b>6</b>	1	0	1	0	0	2	0	2
Drug Enforcement Administration <sup>3</sup>									
Federal Bureau of Investigation	<b>13</b>	0	2	0	0	0	7	0	4
U.S. Marshals Service <sup>2</sup>	<b>4</b>	0	0	4	0	0	0	0	0
<b>Department of the Treasury</b>	<b>3</b>	0	0	1	0	0	0	0	2
Internal Revenue Service	<b>0</b>	0	0	0	0	0	0	0	0
Treasury Inspector General for Tax Administration	<b>3</b>	0	0	1	0	0	0	0	2
<b>U.S. Capitol Police</b>	<b>7</b>	0	0	4	0	0	3	0	0
<b>U.S. Postal Inspection Service</b>	<b>6</b>	0	0	1	0	0	2	1	2

<sup>1</sup>Data for 2003 for the Bureau of Immigration and Customs Enforcement and the Bureau of Indian Affairs were not available for inclusion in this table.<sup>2</sup>Dispositions were not reported for 273 known assailants by the Bureau of Customs and Border Protection and 19 known assailants by the U.S. Marshals Service.<sup>3</sup>Known assailant data were not reported for the Drug Enforcement Administration.

## Appendix

### Law Enforcement Officers Killed and Assaulted, 2003

#### Location of Subject Matter by Table

<i>Subject Matter</i>	<i>Table Number</i>
<b>Law Enforcement Officers Feloniously Killed</b>	
Where and when officers were feloniously killed	1-4
Profile of victim officers feloniously killed	5-8
Equipment available to officer at time of incident	9
Use of officer's weapon during incident	10-12
Circumstance/Assignment at time of incident	13-23
Weapon information	24-31
Officers' wounds and use of body armor	32-35
Profile of known assailants	36-40
Disposition of know assailants	41
<b>Law Enforcement Officers Accidentally Killed</b>	
Where and when officers were accidentally killed	42-45
Profile of victim officers accidentally killed	46-49
Circumstance at time of accident	50-51
<b>Law Enforcement Officers Assaulted</b>	
Where and when officers were assaulted	2.1, 52-54
Circumstance/Assignment at time of assault	55-56
Weapon information	57-60
<b>Federal Law Enforcement Officers Killed and Assaulted</b>	
Victim and assailant information	61
Number of officers killed or assaulted	62-63
Weapon information	64-66
Activity at time of incident	67
Disposition of known assailants	68





---

<b>Name</b>	<b>Telephone</b>
	(    )

---

**Number and Street**

---

<b>City</b>	<b>State</b>	<b>Zip Code</b>
-------------	--------------	-----------------

---

————— *Fold Here* —————

U.S. Department of Justice  
Federal Bureau of Investigation  
Washington, D.C. 20535

PLACE  
STAMP  
HERE

**Uniform Crime Reports  
Programs Support Section  
Criminal Justice Information Services Division  
Federal Bureau of Investigation  
1000 Custer Hollow Road  
Clarksburg, West Virginia 26306**

————— *Fold Here* —————